


November 2018

**E**

<b>WESTERN CENTRAL ATLANTIC FISHERY COMMISSION (WECAFC)</b>
<b>NINTH SESSION OF THE SCIENTIFIC ADVISORY GROUP (SAG)</b>
<b>Bridgetown, Barbados, 19-20 November 2018</b>
<b>MARPLESCA – The Regional Caribbean Spiny Lobster (<i>Panulirus argus</i>) fishery management plan</b>

## Contents

EXECUTIVE SUMMARY .....	2
PROLOGUE.....	4
REGIONAL AND INTEGRATED APPROACH .....	4
I. INTRODUCTION .....	5
II. CARIBBEAN SPINY LOBSTER .....	6
2.1 General overview .....	6
2.2 Life Cycle, Habitat .....	8
2.3 General information on Caribbean spiny lobster fisheries capture production and fishing effort.....	9
III. COMMON ELEMENTS MATRIX .....	10
IV. ASSUMPTIONS.....	16
V. OBJECTIVES .....	16
VI. IMPLEMENTATION STRATEGIES AND GOALS .....	16
VII. REGIONAL ACTIONS OF THE MARPLESCA PLAN .....	17
7.1 Implementation of Regulation OSP-02-09, St. George's Declaration and WECAFC Recommendations.....	17
7.2 Access Regime Harmonization .....	18
7.3 Best Practices for Lobster Fishing .....	18
7.4 Harmonized Landing Controls.....	18
7.5 Common Protocols for Fishing Fleets .....	18
7.6 Common processing protocol.....	19
7.7 Traceability of the lobster production chain.....	19
7.8 Common biological sampling methodology (on board and in processing plants) ..	19

7.9 Commercialization .....	20
7.10 Consumption .....	20
7.11 Monitoring, control and surveillance .....	20
7.12 Fisheries diversification .....	21
VIII. REGIONAL RESEARCH AND RECOMMENDATIONS.....	21
IX. ECONOMIC AND SOCIAL ASPECTS .....	22
X. CLIMATE CHANGE.....	22
XI. TECHNICAL ASSISTANCE AND TRAINING.....	24
XII.REGIONAL ORGANIZATION .....	25
12.1 Synergies.....	25
12.2 Provisional timeline and budget .....	26
ANNEXES.....	29
ANNEX 1 .....	30
ANNEX 2.....	49
ANNEX 3 .....	54
ECONOMIC AND SOCIAL ASPECTS.....	55
REFERENCES .....	62
ACRONYMS .....	64

## EXECUTIVE SUMMARY

This document presents the Caribbean Spiny Lobster Fishery Regional Management Plan (MARPLESCA plan) prepared under the "Ecosystem Approach for the Caribbean Spiny Lobster Fisheries subproject (aka ECOLANGOSTA +)", which is executed in the framework of the " Shared Living Marine Resources of the Caribbean and North Brazil Shelf Large Marine Ecosystems (CLME +)" and the implementation of the Strategic Action Program 2015-2025 of the CLME region.

Caribbean Spiny Lobster (*Panulirus argus*) continues to be one of the most commercially valued resources and, since the decade of the 60s, it has generated social and economic benefits to many countries in the Caribbean region, including SICA/OSPESCA and CARICOM/CRFM countries. The management of this resource is characterized by increased regional cooperation and the fishery shows a steady increase in exploitation which has apparently led to fully exploited levels.

The MARPLESCA Plan capitalizes valuable contributions such as the former "Subregional management of the Caribbean spiny lobster fishery (*Panulirus argus*)" sub-project of the first CLME project which developed a Caribbean spiny lobster fisheries management plan for Central American Integration System (SICA) member States. Enhanced regional cooperation has led to other management tools such as the binding Regulation for the Regional Management of the Caribbean Lobster Fishery (*Panulirus argus*) OSP-02-09 as of July 1, 2009. Also, the St. George's Declaration, in the CRFM/CARICOM framework, was adopted in 2015.

The MARPLESCA Plan has as general objective the establishment of a systematic process for the Caribbean spiny lobster fishery (*Panulirus argus*) range countries for fisheries management in a sustainable use framework, promoting ecological balance and social and economic stakeholder benefits.

It will specifically address:

- a) Strengthening effective application of OSPESCA Regulation OSP-02-09 and CARICOM St. George's Declaration as well as WECAFC recommendations.
- b) Manage with regional scope in a coordinated and participatory way the Caribbean spiny lobster fishery under the SICA/OSPESCA, CARICOM/CRFM and WECAFC governance model.
- c) Promote adequate organization for institutionalized key stakeholders' participation in the management of the fishery.
- d) Provide conditions for the adoption and implementation of the Plan in the Caribbean spiny lobster (*Panulirus argus*) geographical distribution range in the framework of the CLME+ Strategic Action Program (SAP).

Experiences already generated and human resources available will be capitalized. At present, the Interim Coordination Mechanism for Sustainable Fisheries, integrated by WECAFC, CRFM and OSPESCA, seems to be the most viable mechanism to coordinate the MARPLESCA plan implementation. The Regional WECAFC/ CRFM/ OSPESCA/ CFMC

Caribbean Spiny Lobster Working Group can play a monitoring technical support role. A regional advisory committee will be formed, if necessary, with stakeholders where key actors are represented. Participation of native communities' leaders should be ensured.

At the national level, national focal points should be appointed, where needed, and involved in monitoring national activities and act as liaisons with the corresponding entities implementing the plan. It should be recalled that under SAP implementation and the CLME+ project national intersectoral committees were established and also national focal points were nominated.

Synergies will be established with major stakeholders in the region represented for regional and national institutions, such as government or intergovernmental; the fishing industry; unions, associations, non-governmental organizations, donors and civil society who represent and support fishers and universities with regional coverage.

National fisheries administrations of the region will be invited to institutionalize the MARPLESCA Plan into national planning to achieve harmonized regional action. The 10-year Strategic Action Program (SAP 2015-2025) for the sustainable management of shared Living Marine Resources in the Caribbean and North Brazil Shelf Large Marine Ecosystems (CLME+ region) which is implemented through the 5-year CLME+ Project (UNDP/GEF; 2015-2020) can be the framework for implementation of the Caribbean Spiny Lobster Fisheries Regional Management Plan, in particular if we consider to start its full implementation in 2020 for an initial period of 5 years. Also, the region can continue working in a possible third phase of the CLME+ Project which is expected to start in 2020.

The MARPLESCA plan will seek to start financing with resources provided by SICA, CARICOM or WECAFC member countries WECAFC on some specific issues that can be coordinated and executed by the national fisheries administrations and the interim coordination mechanism for sustainable fishing conformed by FAO, CRFM and OSPESCA. Alliances and partnerships with other regional and international cooperation bodies and donors will also be sought to generate a project to implement the plan.

The schedule and budget for the execution of the 10-year plan considers resources in the order of US\$ 11,240,000 with an annual average of USD. 1,124,000, which will allow to undertake the process of change for the regional management of the Caribbean spiny lobster fishery in the Greater Caribbean.

## PROLOGUE

### REGIONAL AND INTEGRATED APPROACH

Various regional instruments such as the Central American Fisheries and Aquaculture Integration Policy and the Common Fisheries Policy for the Caribbean Community have as their general objective the establishment of a common regional system to increase the integrated participation of the Central American and all Caribbean countries, and thus contribute to the appropriate and sustainable use of fisheries resources and aquaculture products. In addition, as part of its implementation strategies, the region approved and implemented the Code of Conduct for Responsible Fisheries of the Food and Agriculture Organization (FAO) of the United Nations, and the Code of Ethics for Responsible Fisheries and Aquaculture in member States of the Central America Integration System.

The aforementioned mentioned policies and codes recognize fisheries management as one of the priority focus areas that include species of high commercial value requiring intervention to ensure their sustainability. In this regard, Caribbean spiny lobster is a major migratory species that has been historically characterized as having economic and social impacts.

Originally, in 2012 a regional plan under the "Subregional management of the Caribbean spiny lobster fishery (*Panulirus argus*)" sub-project was developed only for Central American Integration System (SICA) member States. Now, the updated plan, which encompasses all the Caribbean, was developed under the "Ecosystem Approach for the Caribbean Spiny Lobster Fisheries subproject (aka ECOLANGOSTA +)", which is executed in the framework of the " Shared Living Marine Resources of the Caribbean and North Brazil Shelf Large Marine Ecosystems (CLME +)". The plan will be known as the MARPLESCA plan,

In this plan all Caribbean spiny lobster fisheries commonalities across Caribbean countries are considered, and also the plan intends to capitalize on the previous work and past experience at regional and national levels from other projects or initiatives that have had significant contributions.

The MARPLESCA Plan took into consideration the OSP-O2-09 Regulation for regional management of the Caribbean Spiny Lobster (*Panulirus argus*) fishery which was precisely one of the first results obtained by OSPESCA. This regulation has a strict regional and integrated approach based on the governance model supported by the Protocol of Tegucigalpa which is the legal regime for the Central American Integration System. The Plan is expected to be applicable under the Declaration of St. George's for the Caribbean Regional Fisheries Mechanism (CRFM) countries of the Caribbean Community and non-member countries with lobster fisheries.

## I. INTRODUCTION

Caribbean Spiny Lobster (*Panulirus argus*) continues to be one of the most commercially valuable resources and, since the decade of the 60s, it has generated social and economic benefits to SICA/OSPESCA and CARICOM/CRFM countries, and other countries in the region. The fishery of this resource has been characterized by a steady increase in exploitation which has apparently led to fully exploited levels.

One of the recent management foundations was the "Strengthening Interdisciplinary Research for Responsible Fisheries of Central American Countries (FIINPESCA for its Spanish acronym)" project executed by OSPESCA with assistance from the Food and Agriculture Organization of the United Nations (FAO) and financing from Sweden. This project contributed in 2005 with the "Memorandum of Managua" which produced the first voluntary sub-regional fisheries agreement based on "Regional Alternatives to Harmonized Management of Caribbean Spiny Lobster Fisheries and Lines of Action" where an initial agreement between Honduras and Nicaragua to harmonize closed seasons, minimum legal sizes and other fisheries management measures was reached. Afterwards, this agreement was extended in 2007 to all Central American countries.

The progress of these agreements gave rise to the binding Regulation for the Regional Management of the Caribbean Lobster Fishery (*Panulirus argus*) OSP-02-09 as of July 1, 2009. Also, the St. George's Declaration for the management of the resource, was adopted in 2015 in the framework of the Updated Chaguaramas Agreement. These instruments can be improved and consolidated over time. Considering the migratory behavior of the Caribbean spiny lobster, it is convenient to link and make integration efforts among all Caribbean countries with Caribbean spiny lobster fisheries.

Therefore, the " Shared Living Marine Resources of the Caribbean and North Brazil Shelf Large Marine Ecosystems (CLME +)" through an Interagency Agreement with the United Nations Office for Project Services (UNOPS), regarded OSPESCA as the executing body of the "Ecosystem Based Fisheries Management for the Caribbean Spiny Lobster" (ECOLANGOSTA+) pilot subproject, which provides an opportunity to strengthen the application of Regulation OSP-02-09 and the Declaration of St. George's, establishing conditions for an understanding among CLME+ participating countries.

The MARPLESCA Plan capitalizes valuable contributions such as the Local Management Plans and stakeholder analysis developed in 2012 by a previous subproject of the CLME Project for Belize, Honduras and Panama. In a similar way, other contributions such as the Management Program for Aquatic Resource and Economic Alternatives (MAREA program) executed by the United States Agency for International Development (USAID) and the FAO former Caribbean lobster working group meetings and workshops outputs under the Western Central Atlantic Fisheries Commission (WECAFC) were also considered.

National fisheries administrations have made important contributions to Caribbean lobster fisheries management in spite of limited human and financial resources available. Nevertheless, more efforts are needed to strengthen regional approaches such as coordination for statistical monitoring; monitoring, control and surveillance, as well as commercialization and traceability, which includes the sale, transport and storage of fish products. Currently, strengthening sustainable management through national working groups and adoption and implementation of a seafood traceability system, among other developments, has also been endorsed.

A recent 2016 initiative was the establishment of the OSPESCA-FAO-CRFM Interim Coordination Mechanism for Sustainable Fisheries which will facilitate the adoption and implementation of the MARPLESCA Plan.

## II. CARIBBEAN SPINY LOBSTER

### 2.1 General overview

Caribbean Spiny Lobster (*Panulirus argus*) is an important fishery resource as a target species throughout its range from the south-eastern shelf of the United States of America, the Gulf of Mexico, the continental shelf of the Bahamas to Rio de Janeiro, Brazil, including the chain of Caribbean islands from Cuba to the Lesser Antilles, the coasts of the Mexican Caribbean and the Central American Caribbean (Figure 1). These areas include different reef types, large extensions of seagrass meadows, atolls and mangrove swamps. Most of the distribution area is classified as the Western Central Atlantic Region, Fishing Area 31 by FAO (Figure 2).



Fig. 1. Caribbean spiny lobster distribution

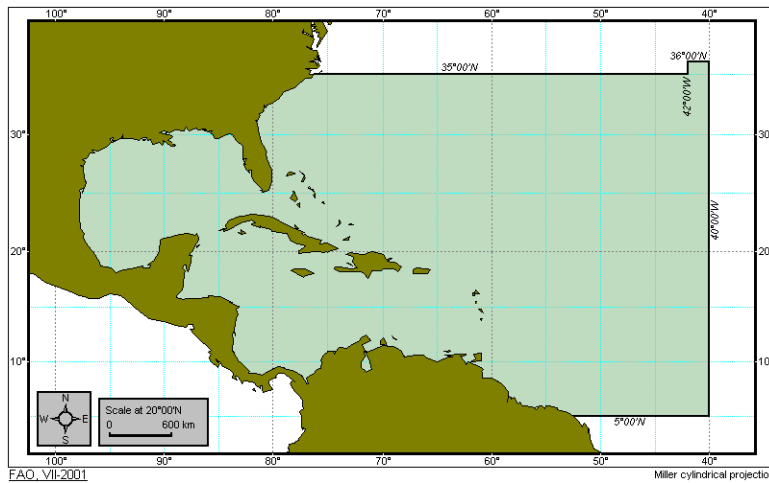


Fig.2. FAO Fishing Area 31



Caribbean spiny lobster distribution is influenced by the occurrence of the Caribbean Current which is a warm ocean current flowing to the northwest across the Caribbean from the east along the coast of South America. One of the features is the Colombia-Panama Gyre which flows in an anti-clockwise direction (Anisimov et al, 1986). To the east of the Caribbean, the North Equatorial current is known as the Antilles Current (Figure 3).

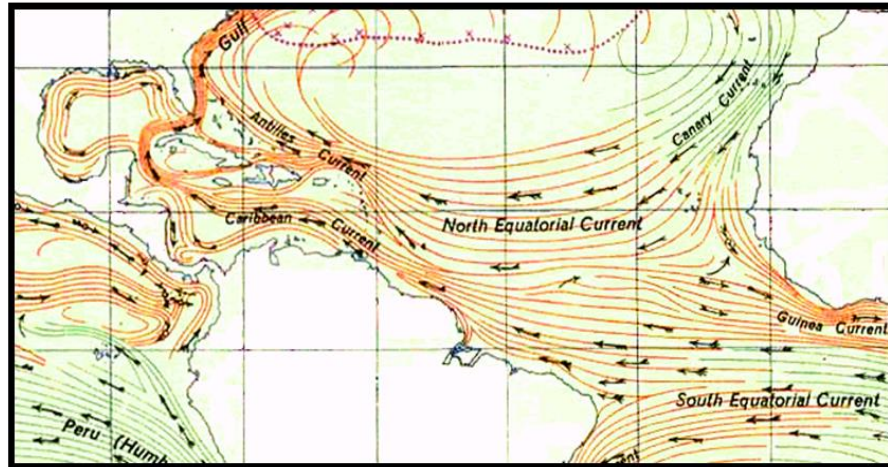


Fig. 3. Currents inside and outside the Caribbean

Most countries within the lobster distribution range have marine protected areas (MPAs) that function as replenishment areas. Globally, MPAs have been shown to increase fish size, density, biomass, as well as species richness. These increases are also seen beyond the boundaries of the protected area, through the so-called spillover effect. This spillover effect applies to larvae, juvenile and adult fish moving beyond MPA boundaries (Lester et al., 2009). The community composition outside the protected area becomes like that inside, essentially exporting recovery beyond the protected zone (Russ & Alcala, 2010). As such, MPAs are an important tool in stock replenishment, long-term food security and fishing-related livelihoods. Figure 4 shows a map of MPAs in the Caribbean region that may benefit Caribbean spiny lobster populations



Fig. 4: Marine protected areas in the Caribbean (UNEP-WCMC-IUCN, 2018)



Due to its wide distribution and its larval dispersion process, Caribbean spiny lobster has been considered as a meta-population<sup>1</sup> which means that it should be managed jointly by all countries with lobster fisheries (Seijo, 2007; WECAFC, 2001). Studies of the life cycle also suggest that larval transportation by ocean currents constitutes an important replenishment that allows fishing in areas far from spawning sites (Ehrhardt, 1994). This in turn is an important transboundary link and could be considered as an externality of the fishery.

Challenges and opportunities around this fishery are similar. For example, obtaining information on the biology, distribution and abundance of lobster from all fishing areas is more feasible and of greater coverage if it is done harmonized and at regional level. Therefore, the SICA/OSPESCA, CARICOM/CRFM and WECAFC countries should strengthen efforts to establish harmonized and systematic guidelines at regional level to implement policies and fishery management.

## 2.2 Life Cycle, Habitat

Caribbean spiny lobster has a complex life cycle that includes five stages: egg, larva (phyllosoma), postlarvae (puerulus), juvenile and adult (Marx and Herrnkind, 1986). The life cycle begins with the mating of mature adults, from 78 mm to 81 mm carapace length (CL) (Cruz-Leon, 1991). Upon mating the male attaches a spermatophore to the female, which is a sperm package or patch wrapped in a cementing substance. Next, fertilization occurs when the female breaks the spermatophore releasing gametes that fertilize the female's eggs, which remain attached to the pleopods until spawning. Usually gravid females spawn in deep reef areas with appropriate conditions such as shelter, water quality and larval transport by currents (Marx and Herrnkind, 1986).

Reproductive fecundity varies directly with the size of the female (Max and Herrnkind, 1986) and can be affected by the intensity of fishing effort (Lyons et al., 1981). Sexual maturity is reached between 78-81 mm LC sizes (Cruz and Leon, 1991; Baisre and Cruz, 1994) and mating takes place mainly from February to March. In ovigerous females hatching occurs in 3-4 weeks, mainly from April to May. The number of eggs in the pleopods range between 159,000 and 1,629,000 and is related to carapace length (mm) by the following equation:  $F = 59,110 CL^{2.9666}$  (Cruz-Leon, 1991). After the eggs are released, the lobster begins its life as a phyllosoma larva: tiny, flat and transparent except for the eye pigment. The phyllosomas are dispersed in the ocean, where they feed on plankton and go through eleven stages or phases over a period of 6-12 months.

After successive metamorphosis, the phyllosomas become postlarvae or pueruli, which migrate to the coast where they settle on substrates with complex structures preferably covered with red algae of the genus *Laurencia* (Marx and Herrnkind 1986). This crustacean can reach 40 cm in total length and as adult inhabits coral reefs at depths of 3-55 meters. In Nicaragua, Caribbean spiny lobster has shown increased sexual activity in May and October (Martinez, S., 1997) with a peak in recruitment in June (Barnutti, 2000; Barnutti, 2001, FAO, 2003). This documented information was a key element in establishing the four-month regional closed season in the OSPESCA Regional Regulation OSP-02-09.

---

<sup>1</sup> the different populations of a species are not isolated in nature, but maintain a certain contact through the migration of individuals. These groups or groups of populations of the same species, interconnected by the migration of individuals between them, are known as metapopulations (Valverde, 1999).

### 2.3 General information on Caribbean spiny lobster fisheries capture production and fishing effort<sup>2</sup>

According to FAO (2018), 286,765 tons of Caribbean spiny lobster (live weight) were captured between 2007 and 2016 in FAO area 31. Figure 5 shows Caribbean spiny lobster total capture production by year between 2007 to 2017 of 26 fishing countries in FAO area 31 where an upward trend is observed. Main fishing countries are The Bahamas with capture production in the order of 76 thousand tons followed by Cuba, Honduras and Nicaragua in the order of 45-46 thousand tons (Figure 6).

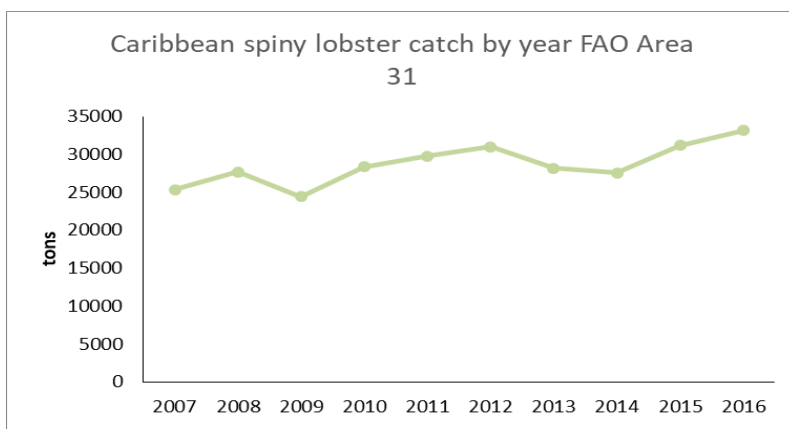


Fig.5. Caribbean spiny lobster capture production (tons) by year in the Caribbean FAO fishing area 31 (2007-2016)

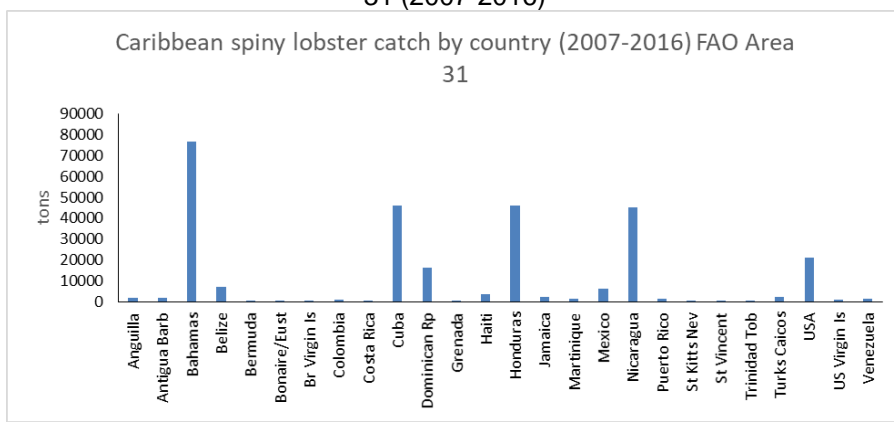


Fig. 6: Caribbean spiny lobster capture production (tons) by countries in the Caribbean FAO fishing area 31 (2007-2016)

Figure 7 shows the historical capture production trend for the 2007-2016 period of the main fishing countries in FAO area 31. As in Figure 5, the general trend is positive with The Bahamas, Honduras and Nicaragua increasing their capture production in the last years of the reported period. In 2017, the volume of the lobster extraction from all the Caribbean

<sup>2</sup> Information estimated from FAO annual statistics and information provided by countries. Most Caribbean spiny lobster fishing countries do not have reliable and consistent sources of data, particularly on landings and fishing effort of the artisanal fishing fleet.

area was more than 40,000 metric tons with a value of \$1 billion dollars of the United States of America.

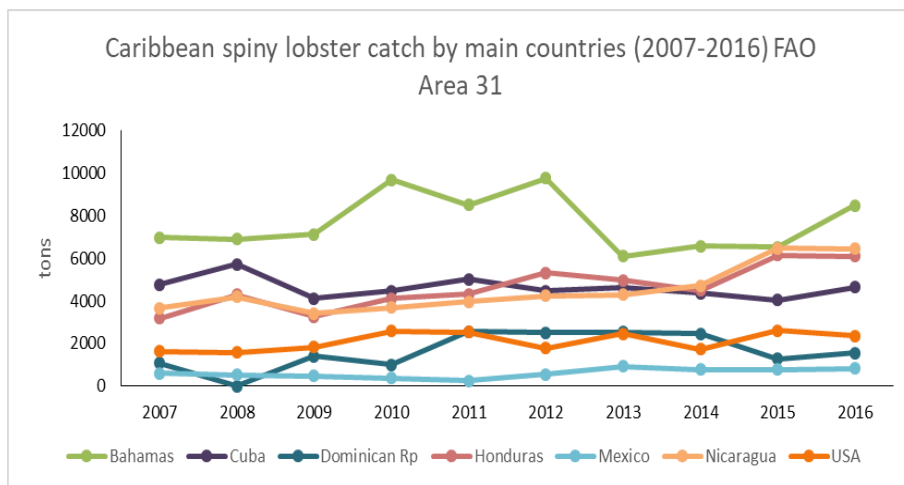


Fig. 7: Caribbean spiny lobster capture production (tons) by main fishing countries in the 2007-2016 period. Caribbean FAO fishing area 31.

In 2017, Caribbean spiny lobster artisanal fisheries involved about 15,000 vessels which are made of fiberglass or wood between 20 to 38 feet (6 to 11.5 m) in length with the majority using outboard motors of 25, 40, 60 and 75 HP (country reports, CRFM 2017 unpublished). Fishing gears and methods include traps, shades, scuba diving, hookah and free diving. The number of fishers involved is estimated at 60,000.

At the industrial level for 2017, an estimated 620 active vessels are reported of which 90% use traps/pots and 10% diving. These vessels are built of steel or fiberglass, their length is between 16 and 24 meters with a load capacity of 25 to 150 tons with diesel engines of 325, 425, 450 and 540 HP. The number of vessels is lower than the ones reported in 2007. Fishers participating in the industrial fishery are estimated at 8,000 with 40% fishing by diving and 60% with traps/pots. The catch level depends on the fishing gear, time of the year and weather conditions but the most productive time is in the first three months of the fishing season.

### III. COMMON ELEMENTS MATRIX

Table 1 summarizes the most important aspects of fisheries and management in countries with Caribbean spiny lobster fisheries<sup>3</sup>.

		COUNTRIES						
		Belize	Costa Rica	Guatemala	Honduras	Nicaragua	Panamá	Dominican Republic
Type of fishery	Artisanal	x	x	x	x	x	x	x
	Industrial				x	x		

<sup>3</sup> Information gathered from various national reports and personal communications by fishery officers from the region.

		COUNTRIES						
		Belize	Costa Rica	Guatemala	Honduras	Nicaragua	Panamá	Dominican Republic
Harvest capacity in tail weight	Artisanal and Industrial fleet	<855 TM	<300 TM	<50 TM	>1500TM	>1500TM	<300 TM	<800 TM
Fishing gear	Traps/pots	x			x	x		x
	Casitas/shades	x					x	x
	Trammel nets		x	x				
	SCUBA				x	x		x
	Free diving	x	x	x	x	x	x	x
	Hooka diving			x	x	x		x
Processing	Tails	x	x	x	x	x	x	x
	Whole frozen		x	x	x	x	x	x
	Whole precooked	x			x	x		
	Live					x	x	
Market	Domestic	x	x	x	x	x	x	x
	USA	x	x	x	x	x	x	x
	European Union					x		
Export measure unit	Ounces	x	x	x	x	x	x	x
	Pounds	x	x	x	x	x	x	x
Fisheries administration agency		Department of the Ministry of Agriculture and the Environment	Costa Rican Institute of Fisheries and Aquaculture (INCOPECA)	Fisheries and Aquaculture Regulation Directorate (DIPESCA) of the Ministry of Agriculture and Livestock	Fisheries and Aquaculture General Directorate (DIGEPESCA) of the Ministry of Agriculture and Livestock	Nicaraguan Institute of Fisheries and Aquaculture (INPESCA)	Aquatic Resources National Authority of Panamá (ARAP) of the Ministry of Agriculture and Livestock	Fisheries and Aquaculture Dominican Council (CODOPESCA) of the Ministry of Agriculture and Livestock
Fisheries legislation	Fishery act	x	x	x	x	x	x	x
	Regional regulation OSP 02-09	x	x	x	x	x	x	x
Industrial vessel monitoring system		x	x	x	x	x	x	x
Stock assessment studies		x				x		
Management Plan								
Catch quotas						x		
Systematic statistical monitoring of fishing activity		x				x		
Monitoring, control and		x	x	x	x	x	x	x

	COUNTRIES						
	Belize	Costa Rica	Guatemala	Honduras	Nicaragua	Panamá	Dominican Republic
surveillance							

		COUNTRIES						
		Anguilla	Antigua & Barbuda	The Bahamas	Mexico	Dominica	Grenada	Guyana
Type of fishery	Artisanal	x	x	x	x	x	x	No fishing
	Industrial							No fishing
Harvest capacity in tail weight	Artisanal fleet	<135 TM	<165 TM	<5,800 TM	<350 TM	<15 TM	<30	
Fishing gear	Traps/ pots	x	x	x	x	x	x	
	Casitas/ shades	x		x	x			
	Trammel nets				x			
	SCUBA				x			
	Free diving	x	x	x	x	x	x	
	Hooka diving				x			
Processing	Tails	x	x	x	x	x	x	
	Whole frozen			x	x			
	Whole precooked				x			
	Live				x			
Market	Domestic	x	x	x	x	x	x	
	USA	x	x	x	x	x		
	European union			x	x		x	
Export measure unit	Ounces	x	x	x	x	x	x	
	Pounds	x	x	x	x	x	x	
Fishery administration agency		Fishery department	Fisheries Division of the Ministry of agriculture, fisheries, lands and relations	Marines resources department of the Ministry of agriculture and marine resources	Environment and Natural Resources Secretary	Fisheries Division of the Ministry of agriculture, fisheries and forestry	Fisheries Division of the Ministry of agriculture, fisheries and forestry	
Fishery legislation	Fishery act	x	x	x	x	x	x	
	St. George's Declaration or another	x	x	x		x	x	
Industrial vessel monitoring system								

	COUNTRIES						
	Anguilla	Antigua & Barbuda	The Bahamas	Mexico	Dominica	Grenada	Guyana
Stock assessment studies	x	x	x	x			
Management plan			x	x			
Catch quota							
Systematic statistical monitoring of fishing activity	x			x			
Monitoring control and surveillance	x	x	x	x	x	x	

		COUNTRIES						
		Haiti	Jamaica	Montserrat	St. Kitts y Nevis	St. Lucia	St. Vincent & The Grenadines	Suriname
Type of fishery	Artisanal	x	x	No fishing	x	x	x	No fishing
	Industrial		x	No fishing				No fishing
Harvest capacity in tail weight	Artisanal and industrial fleet	<250 TM	<350 TM		<30 TM	<20 TM	<57 TM	
Fishing gear	Traps/ pots	x	x		x	x	x	
	Casitas/ shades	x	x					
	Trammel nets		x			x		
	SCUBA		x					
	Free diving	x	x		x		x	
	Hooka diving							
Processing	Tails	x	x		x		x	
	Whole frozen		x			x		
	Whole precooked	x	x					
	Live		x		x	x		
Market	Domestic	x	x		x	x	x	
	USA	x	x				x	
	European union							
Export measure unit	Ounces	x	x		x	x	x	
	Pounds	x	x		x	x	x	

		COUNTRIES						
		Haiti	Jamaica	Montserrat	St. Kitts y Nevis	St. Lucia	St. Vincent & The Grenadines	Suriname
<b>Fishery administration agency</b>		Fisheries Department of the Ministry of Agriculture, Natural Resources and Rural Development	Fisheries Department of the Ministry of Industry, Trade, Agriculture and Fisheries		Fisheries Division of the Ministry of Agriculture, Cooperatives, Fisheries and Land and Housing	Fisheries Department of the Ministry of Agriculture, Fisheries, Natural Resources	Fisheries Division of the Ministry of Agriculture, Fisheries, Forestry, Rural Transformation and Industry and Labor	
<b>Fishery legislation</b>	<b>Fishery act</b>	x	x		x	x	x	
	<b>St. George's Declaration or another</b>	x	x		x	x	x	
<b>Industrial vessel monitoring system</b>			x					
<b>Stock assessment studies</b>								
<b>Management plan</b>						x		
<b>Catch quotas</b>								
<b>Systematic statistical monitoring of fishing activity</b>								
<b>Monitoring, control and surveillance</b>		x	x		x	x	x	

		COUNTRIES						
		Trinidad & Tobago	Turks & Caicos	Brazil	Colombia	Venezuela	USA	CUBA
<b>Type of fishery</b>	<b>Artisanal</b>	x	x	x	x	x	x	x
	<b>Industrial</b>	x		x	x			
<b>Harvest capacity in tail weight</b>	<b>Artisanal and Industrial fleet</b>	<20 TM	<260 TM	<4,500 TM	<150 TM	<100 TM	<1,850 TM	<1,470 MT
<b>Fishing gear</b>	<b>Traps/ pots</b>	x	x	x	x	x	x	x
	<b>Casitas/ shades</b>	x		x			x	x
	<b>Trammel nets</b>			x				
	<b>SCUBA</b>			x			x	
	<b>Free diving</b>	x	x	x	x	x	x	x
	<b>Hooka diving</b>						x	
<b>Processing</b>	<b>Tails</b>	x	x	x	x	x	x	x
	<b>Whole frozen</b>			x	x		x	x



		COUNTRIES						
		Trinidad & Tobago	Turks & Caicos	Brazil	Colombia	Venezuela	USA	CUBA
	Whole precooked	x						x
	Live						x	
Market	Domestic	x	x	x	x	x	x	x
	USA	x		x	x		x	
	European union			x	x		x	x
Export measure unit	Ounces	x	x	x	x	x	x	
	Pounds	x	x	x	x	x	x	
Fishery administration agency		Fisheries Division of the Ministry of Agriculture, Land and Fisheries	Environmental and Coastal Resources department	Agriculture and Fisheries Secretariat of the Ministry of the Environment	Fisheries and Aquaculture National Authority (AUNAP); Ministry of Agriculture and Land Development; Secretary of Agriculture and Fisheries of San Andres Islands.	Instituto Socialista de Pesca y Acuicultura (INSOPESCA)	National Oceanic and Atmospheric Administration (NOAA) Florida Fish and Wildlife Conservation Commission (FWCC), Caribbean Fishery Management Council (CFMC)	Ministry of the Food Industry
Fisheries legislation	Fishery act	x	x	x	x	x	x	x
	St. George's Declaration or another	x	x					
Industrial vessel monitoring system		x		x	x		x	x
Stock assessment studies		x	x	x	x		x	x
Management plan				x	x		x	x
Catch quotas		x			x		x	x
Systematic statistical monitoring of fishing activity							x	x
Monitoring control and surveillance		x	x	x	x		x	x

#### IV. ASSUMPTIONS

This MARPLESCA Plan aims to be consistent with reality, harmonic in the region, accessible to stakeholders and especially viable in its execution. The following assumptions are considered:

- a) Region's POLITICAL WILL (and of every government in particular), facilitating and adapting a regional structure in coordination with national authorities.
- b) INTEGRATED PARTICIPATION of all stakeholders in management, mainly by fishery leaders who preserve the principle of sustainable use of the resource with consciousness and responsibility.
- c) A cross-cutting strategic ALLIANCES scheme is considered important to implement all necessary management measures in a harmonized way in SICA-OSPESCA, CARICOM-CRFM and WECAFC Countries.
- d) Coordinated and oriented COOPERATION driven towards a common regional goal of fishery sustainability.

#### V. OBJECTIVES

The MARPLESCA Plan has as general objective the establishment of a systematic process for the Caribbean spiny lobster fishery (*Panulirus argus*) range countries for fisheries management in a sustainable use framework, promoting ecological balance and social and economic stakeholder benefits in the value chain.

It will specifically address:

- e) Strengthening effective application of OSPESCA Regulation OSP-02-09 and CARICOM St. George's Declaration as well as WECAFC recommendations.
- f) Manage with regional scope in a coordinated and participatory way the Caribbean spiny lobster fishery under the SICA/OSPESCA, CARICOM/CRFM and WECAFC governance model.
- g) Promote adequate organization for institutionalized key stakeholders' participation in the management of the fishery.
- h) Provide conditions for the adoption and implementation of the Plan in the Caribbean spiny lobster (*Panulirus argus*) geographical distribution range in the framework of the CLME+ Strategic Action program (SAP).

#### VI. IMPLEMENTATION STRATEGIES AND GOALS

Firstly, the MARPLESCA Plan adopts the full extent of Regulation OSP-02-09 and of St. George's Declaration in a process of continuous improvement.

The Ecosystem Approach will be applied in the implementation of the Plan in such a way that planned and implemented actions embrace an interdisciplinary approach, promoting better environmental, social and economic well-being.

The Plan will promote synergies in resources, infrastructure, equipment and materials and all assets available in the region. These synergies can form the basis of an integration scheme that can result in sustainable management and generate economies of scale. Also, an operational organization scheme will be established that is accessible to national and regional institutions, including universities. In the same way, active participation of industrial and artisanal fishers' associations allowing representation of different partnership arrangements is considered.

Public-private partnerships with regional focus will be promoted in order to generate value-added alternatives to the various components of the MARPLESCA Plan.

Information and experience exchange at the intergovernmental and private sector levels will be one of the arrangements of the regional approach.

To achieve long-term sustainable use and users' participation at regional level, a regional fisheries database will be prioritized based on the countries commonalities, in particular fishing methods, to harmonize monitoring and management. Interaction with the FAO Resource and Fisheries Monitoring System (FIRMS) will be essential for this purpose.

In this framework the following goals are proposed:

1. Strengthen and improve control mechanisms to combat illegal, unreported and unregulated fishing and ensure compliance with domestic regulations and provisions of Regulation OSP-02-09 and St. George's Declaration
2. Determine fishing effort considering the number of fishers, fishing capacity and fishing gears to promote sustainability of the resource.
3. Promote the generation, organization and availability of biological, fishery and socio-economic information to allow appropriate decision making in the management of the resource.
4. Promote the sustainable use and management of coastal and marine ecosystems related to the resource to maintain the supply of ecosystem goods and services.
5. Fishing access rights will be promoted so that fishers and stakeholders are encouraged to protect the resource ensuring its sustainability.

## **VII. REGIONAL ACTIONS OF THE MARPLESCA PLAN**

### **7.1 Implementation of Regulation OSP-02-09, St. George's Declaration and WECAFC Recommendations**

The Regulation, Declaration and Recommendations will continue to be implemented capitalizing Ecolangosta+ subproject contributions. In particular, those related to monitoring, closed seasons, and fishing gear and methods. For this, the Regional Caribbean Spiny Lobster OSPESCA/CRFM/ WECAFC Working Group should include in its work plan the evaluation and monitoring of compliance of the OSPESCA Regulation, St. Georges' Declaration, WECAFC recommendations and the management plan itself. In a

similar manner, in the OSPESCA framework, the Fisheries Legislation Working Group will monitor legal issues to ensure compliance and adoption by CLME+ participating countries.

## **7.2 Access Regime Harmonization**

Along with competent authorities, harmonization of current access arrangements to Caribbean spiny lobster fishery will be procured. Studies to determine catch quotas (total allowable catch) by countries and by regions, if possible, will be conducted. Fisheries can be closed when quotas have been exhausted. Different administrative arrangements to manage access will be harmonized, such as authorizations and procedures, licenses, fees, penalties and offenses, amongst others.

## **7.3 Best Practices for Lobster Fishing**

The region aims to consolidate reputable Caribbean spiny lobster management and sustainable use based on best practices. This work will require an inter-institutional approach to capitalize inter and extra-regional experiences of organizations specializing in the topic. This will also be accompanied by training activities based on the Trainer of Trainers model so that the region has skilled human resources.

## **7.4 Harmonized Landing Controls**

Catch/ landings are a common denominator of the *Panulirus argus* regional lobster fishery in all countries with industrial or artisanal fishing. Nevertheless, data are recorded in different ways making regional approaches difficult. To harmonize data collection, the "Production by Vessel / Fisher" form is recommended, which can be found in Annex 1 (Form 1).

## **7.5 Common Protocols for Fishing Fleets**

The Plan considers vessels engaged in lobster fishing for any of the categories and types of fishing methods. Fleets, most of all the industrial, must have all security requirements at sea so that crew has a decent working environment. Possible recommendations on the harmonized type and conditions vessels must have will be made. The proposal will consider validation or changes of fishing gears and methods ensuring elimination of harmful fishing gear and methods to fishers and ecosystem health.

For control and monitoring of the industrial regional lobster fishing fleet, the vessel monitoring system will be promoted as in the OSP 03-10 Regulation for the Creation and Gradual Implementation of a Regional Satellite Monitoring System for fishing vessels of Central American Countries. Daily monitoring for artisanal vessels can be made with the Fleet control form (Annex 1 Form 2).

The participation of local authorities will be promoted, when collecting information, by establishing agreements with the fisheries administrations of the countries to delegate tasks, and structure a digitized municipal registry of artisanal vessels. Recommend the use of departure permits and landing controls according to the Fishing Fleet Registry (Annex 1 Form 3).

For harmonized catch and effort analysis to standard units, the use of the international metric system and conversion factors, when required, will be proposed. Catch per unit of effort should be expressed in catch/ fishing days based on the industrial vessel fishing

logbook according to the “Lobster Trap Fishing Logbook” form (Annex 1 Form 3) and “Lobster Dive Fishing Logbook” form (Annex 1 Form 4) and from daily report on the artisanal fleet logbook (Annex 1 Form 1 mentioned before).

## **7.6 Common processing protocol**

Usually, lobster tails are processed and selected in commercial weight categories in ounces which is the measure unit used in global markets. The Plan considers harmonized data collection at processing plants. Another recent lobster presentation is precooked whole lobster. For data collection of any presentation the “Registry of Processed Lobster in Processing Plants” form is suggested (Annex 1 Form 5).

## **7.7 Traceability of the lobster production chain**

Illegal, unreported and unregulated (IUU) fishing is considered a risk to the sustainability of many fisheries and their ecosystems producing economic loss to countries. For this reason, it is important to know whether a product sold in the market was legally caught. Several target market countries now require traceability as compulsory for seafood trade as it is considered essential to ensure food security. Target market countries urge all agencies and government offices associated to the supply chain of seafood products to improve transparency and traceability through the implementation of policies, regulations and standards that ensure marketed products have been legally caught and they are properly labelled for further monitoring, quality and safety.

As part of the technical cooperation between the International Regional Organization for Agricultural Health (OIRSA) and OSPESCA, actions have been developed aimed at the elaboration and implementation of a Regional Traceability Standard for seafood products. This is supported by Ecolangosta+ subproject as part of the CLME+ Project, in which Caribbean spiny lobster has been considered a priority. In a first draft, contents of the traceability standard were identified, and harmonized data collection forms agreed on. The forms include the minimum common information among countries and can be adapted to local conditions but keeping common elements. When the final traceability standard is ready, it is expected to be adopted and implemented to reinforce Caribbean spiny lobster sustainability and well-being of people who depend on this transboundary resource.

## **7.8 Common biological sampling methodology (on board and in processing plants)**

Basic data collected directly at sea, landings sites and processing facilities will continue to be recorded to periodically analyze and evaluate the resource state through benchmark indicators. The compiled data and information will be used to expand knowledge on the impact of fishing on the stock.

Biological sampling at processing plants is aimed at obtaining data on weights and sizes. Proposed forms for recording information are as follow: “Biological lobster sampling onboard vessels” (Annex 1 Form 6), “Biological lobster sampling in processing plants” (Annex 1 Form 7), and “Biological whole lobster sampling in Processing Plants” (Annex 1 Form 8). Also, samplings will be made in processing plants to know frequency distributions by commercial categories using the form “Lobster Tails Biological Data Sampling in Processing Plants” (Annex 1 Form 9), and/or “Whole Lobster Biological Data Sampling in Processing Plants” (Annex 1 Form 10).

Monthly and annual spiny lobster length and weight data samples will be used as input for fisheries stock assessment models.

The proposed sampling methodology of Caribbean spiny lobster is described in the FAO Sampling Methods Manual for the assessment of the Spiny Lobster stocks (Cruz, 2002).

Optional sampling on board commercial fishing vessels for catch data collection, logbooks and size sampling is recommended to get independent biological and fishery data.

## **7.9 Commercialization**

The MARPLESCA Plan considers providing information on access to markets and responsible trade actions so that only products harvested following established national and regional standards can be sold. Joint efforts for control and monitoring to eradicate intraregional commercialization of illegal products will be promoted. In this regard, work will be conducted on the security strategy framework of the Central American Integration System and the Caribbean Community of the regional monitoring, control and surveillance network for fisheries and aquaculture.

A regional scheme will be established, and regional and extra-regional experiences capitalized to progressively allow products certification and access to more specialized markets.

Along with regional unions, access to market intelligence information will be promoted. This can be achieved not only for Caribbean spiny lobster but also for other species of high commercial value.

To be acquainted with target markets and assess their importance for the region, weight and trade value of Caribbean spiny lobster exports per country of destination in a regional harmonized way will be monitored. The "Exports" form is recommended (Annex 1 Form 11).

## **7.10 Consumption**

Caribbean spiny lobster is a product for foreign markets but is not readily accessible to the domestic consumers because of its high prices. Therefore, studies will be made and alternatives on economies of scale will be proposed to allow Central American and Caribbean consumers to have more access to spiny lobster consumption.

Awareness rising campaigns for regional domestic consumers will be promoted to have selective choices of lobster sizes appropriate for consumption. This action would be accompanied by an outreach and communication strategy to strengthen seafood consumption culture in general.

## **7.11 Monitoring, control and surveillance**

This Plan should be considered for incorporation into illegal, unreported and undeclared fishing regional plans and the monitoring, control and surveillance plans that are being promoted in the Central American and Caribbean fishing industries framework. If possible, coordination synergies among competent authorities to implement regional specific legislation in this matter should be procured. Vessel monitoring systems data sharing will be promoted among national fisheries authorities, the navy and maritime authorities where applicable and required.

## 7.12 Fisheries diversification

Caribbean spiny lobster is considered, in many countries, fully exploited facing illegal, unreported and undeclared fishing, habitat degradation of coastal and marine habitats, and pollution. As a result, planned diversification of Caribbean spiny lobster fishing effort should be considered as an alternative to management. Fishing effort is a factor that can be controlled to reach sustainable harvest limits. Industrial or artisanal surplus fishing capacities could be targeted to other resources or activities of interest. Such a policy would also avoid the risks of overinvestment in the Caribbean spiny lobster fishery.

In this regard, some economic alternatives have been proposed in some Caribbean countries and may be relevant where appropriate and applicable:

- Grouper/snapper fishery with hand line, vertical and bottom longline.
- Finfish fisheries in coastal communities.
- Finfish fishery with pots.
- Construction of drying facilities for Sea Bob (*Xiphopenaeus kroyeri*) in fishing communities.
- Tilapia farming in ponds.
- Tilapia and inland endemic species hatcheries and fingerling production.
- Mangrove oyster culture.
- Mariculture.
- Queen conch (*Lobatus gigas*) and *Cassis madagascariensis* fisheries.
- Sea cucumber fishery.
- Jellyfish (*Stomolophus meleagris*) harvest and processing.
- Construction of fiberglass vessels.
- Recreational fishing, sightseeing and tourist guiding.
- Bait fishing for sport fishing.
- Underwater habitats observation.
- Agricultural crops.
- Lionfish fishery.

## VIII. REGIONAL RESEARCH AND RECOMMENDATIONS

The Plan considers research as a major priority so that scientific data and information is available for regional decision making. The Regional WECAFC/ OSPESCA/ CRFM/ CFMC Caribbean Spiny Lobster Working Group would have, amongst its functions, the harmonization of issues and topics to be included. In this framework, information update on Caribbean spiny lobster life cycle in its distribution range is considered by conducting a study on the reproductive behavior to update the dates of breeding season and size of sexual maturity of this species.

Also, a monitoring program to better understand marine environment and reef health status to implement precautionary measures to ensure a healthy spiny lobster habitat and control invasive exotic species present in the Caribbean spiny lobster distribution range will be established. This study could be conducted together with the State of the Marine Environment and its associated Economies Report (SOME Report) which is being developed by the CLME+ project.

In the research planning program lobster fisheries interaction with other fisheries and the impact of invasive species on lobster fisheries will be considered.



In this section, a regional model for production and management of statistics will be promoted and made accessible. Data collected using some of the forms provided in the MARPLESCA Plan could be used for the basic stock assessment using the harmonized length-based cohort model. Countries with catch and effort data could use more advanced models for stock assessments.

Along with regional public and private stakeholders the organization and implementation of an onboard observer program (all year round) will be evaluated.

It is also recommended to follow up on the recommendations generated by the Regional WECAFC/ CFRM/OSPESCA/ CFMC Caribbean Spiny Lobster Working Group. The working group meets periodically to assess the resource status and generates recommendations for its sustainable use. This working group can provide technical assistance in the implementation of the MARPLESCA plan.

The stock assessment model (i.e. calibrated length-based cohort analysis) in Annex 2 is recommended as part of a first stage to be adopted and applied in order to obtain regionally harmonized results to measure the state of the stocks and recommend potential regional management decisions. As data and technical capacity improves more sophisticated length-based methods could be used. Also, a set of indicators based on length and/or catch per unit of effort (cpue) could be used as complementary information.

## **IX. ECONOMIC AND SOCIAL ASPECTS**

The MARPLESCA Plan considers the incorporation at regional level of components that address economic and social issues and, along with other fisheries, may establish data collection, management and interpretation of socioeconomic information related to economic, social and environmental, employment indicators, among others.

In coordination with the SICA General and Caribbean Community Secretariats, fishery-related gender and child care programs can be promoted. Spiny lobster fishing communities in the region should promote responsible fisheries to ensure a decent standard of living. Periodically and contextually, the participation of ethnic groups involved, and social characterization of these communities related to the fishery will be descriptively analyzed.

At least every five years, countries of the region should conduct a census on lobster fisheries including fishing effort and socioeconomic aspects. The outputs will serve for improving the Regional Management Plan.

The MARPLESCA regional management plan recommends the implementation of an annual dissemination program for all stakeholders involved in the management of the Caribbean spiny lobster fishery.

Annex 3 shows the required forms to harmonize social and economic data collection.

## **X. CLIMATE CHANGE**

Climate change is a change in the statistical distribution of weather patterns when that change lasts for an extended period (i.e., decades to millions of years). Climate change may refer to a change in average weather conditions, or in the time variation of weather around longer-term average conditions (i.e., more or fewer extreme weather events).

Impacts on fisheries are due to direct and indirect effects by physical and chemical factors, which include temperature, winds, vertical mixing, salinity, oxygen and pH amongst others. The direct effects act on the physiology, development rates, reproduction, behavior and survival of organisms which can, in some cases, be studied experimentally and in controlled conditions. Indirect effects act via ecosystem processes and changes in the production of food or abundance of competitors, predators and pathogens.

### **Ocean Acidification**

When water ( $H_2O$ ) and  $CO_2$  mix, they combine to form carbonic acid ( $H_2CO_3$ ) which works the same way as all acids: it releases hydrogen ions ( $H^+$ ) which bond with other molecules in the area. The building of skeletons in marine creatures is sensitive to acidity as one of the molecules that hydrogen ions bond with is carbonate ( $CO_3^{2-}$ ), a key component of calcium carbonate ( $CaCO_3$ ) shells. To make calcium carbonate, shell-building marine animals such as corals and crustaceans combine a calcium ion ( $Ca^{+2}$ ) with carbonate ( $CO_3^{2-}$ ) from surrounding seawater, releasing carbon dioxide and water in the process. Acidification has a direct effect on the exoskeleton of the Caribbean Spiny lobster especially during the moulting process delaying larval development and growth to market size. Predation risk may increase as well, causing fewer individuals to grow into adults and lowering the overall abundance of adult lobsters. Changes in lobster abundance can in turn upset ecosystem balance by changing the abundance of organisms that depend on lobster as prey and organisms that lobsters prey on.

### **Warmer Ocean Temperatures**

Scientists use satellites to track the daily temperature of the planet both over land and across the seas. These data are then averaged over different time scales to determine how hot, globally speaking, a given month, year, or decade is. Each of the past 15 years (2001–2015) have been among the hottest 16 years on record (since 1880); 2014 and 2015 shattered temperature records (Figure 8).

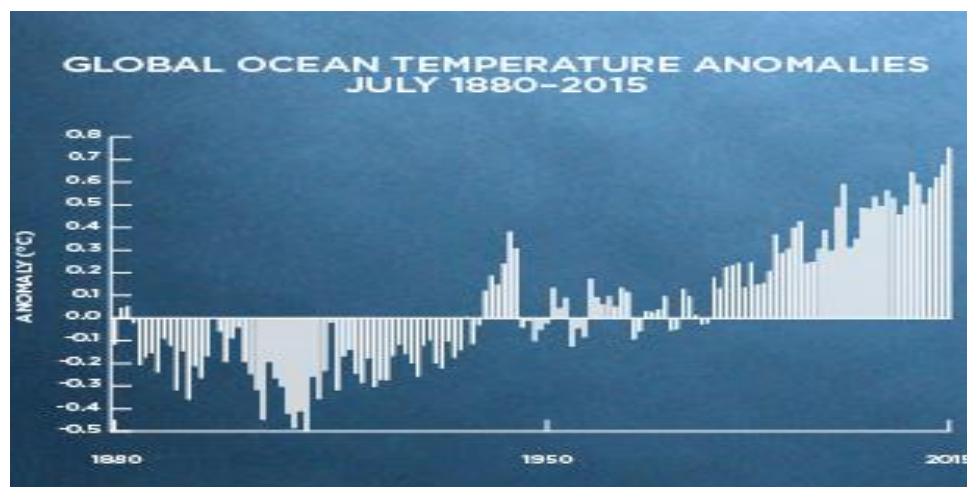


Fig. 8. Historical ocean warming trend (source: [ncdc.noaa.gov](http://ncdc.noaa.gov))

In the oceans, surface temperatures have increased at an average rate of  $0.12^{\circ}C$  per decade since 1976—triple the rate of warming that occurred in the 75 years before that ( $0.04^{\circ}C$  per decade). And the warming is hastening: global ocean temperatures in 2016

have been 0.82°C (1.48°F) above average and 0.21°C (0.38°F) hotter than 2015, making them the hottest waters since record-keeping began 137 years ago (NCDC.NOAA.GOV).

Fishers have anecdotal information that during prolonged periods of warm sea temperatures the lobster stocks seek deeper waters with lower temperatures. During this period production is very low.

### **Fluvial impacts**

During rainy season, influx of fresh water into the marine environment lowers the salinity, especially in coastal areas, causing lobster stocks to move to deeper water.

### **Hurricanes**

Spiny lobster catch landings has always declined for months after an area has been directly impacted by hurricane. Direct impact causes environmental damage to the habitats that support this species.

### **Disease**

Climate change is promoting the spread of infectious agents in oceans as lot of marine bacteria, viruses, and fungi grow better at warmer temperatures. Warming water temperatures can expand these agents' ranges and introduce diseases to areas where they were previously unknown. Also, many diseases of marine species are secondary opportunist infections that take advantage when a host organism is stressed by other conditions, such as changes in pH, salinity or temperature.

### **PaV1 Virus**

The *Panuliris argus\_1* virus (PaV1) in Caribbean Spiny lobster was discovered around 2000 and is now present from the Florida Keys, USA to Venezuela. The virus can infect up to 60 percent of lobsters in some areas. Laboratory studies show that lobsters held in high-temperature seawater and exposed to PaV1 develop active and more intense infections much more quickly than those held at lower temperatures. If PaV1 continues to spread, it could have significant effects on the health of Caribbean reefs, as well as on the valuable Caribbean lobster fishery.

Lobster fishers are recommended to report changes in fishing, ecosystems and climate to the OSPESCA, CRFM and WECAFC Secretariats to develop adaptation efforts to increase production and ensure food security despite climate change and variability.

## **XI. TECHNICAL ASSISTANCE AND TRAINING**

The Plan considers technical assistance activities with regional staff except for very specialized topics, if not available in the region, extra-regional experienced personnel will be used. The idea is to stay technologically up-to-date with new techniques that are efficient and environmentally friendly. Training and capacity building will be areas that will be permanently considered in various topics of the MARPLESCA Plan.

A training and reachout program in fishing methods and gears friendly to the environment and human health will be promoted. Also, an awareness program for the direct and indirect users of the SICA/OSPESCA Countries will be promoted so that they are aware and understand the need to participate in a joint Caribbean spiny lobster management

process. Training for trainers' modules and fishers' professionalization initiatives will also be considered.

## **XII. REGIONAL ORGANIZATION**

Experiences already generated and human resources available will be capitalized. At present, the Interim Coordination Mechanism for Sustainable Fisheries, integrated by WECAFC, CRFM and OSPESCA, must be considered the most viable mechanism to coordinate the MARPLESCA plan implementation, and must be strengthened to become a permanent mechanism. The Regional WECAFC/ CRFM/ OSPESCA/ CFMC Caribbean Spiny Lobster Working Group can play a monitoring technical support role. A regional advisory committee will be formed, if necessary, with stakeholders where key actors are represented. Participation of native communities' leaders should be ensured.

At the national level, national focal points should be appointed and involved in monitoring national activities and act as liaisons with the corresponding entities implementing the plan. It should be recalled that under SAP implementation and the CLME+ project national intersectoral committees were established and national focal points nominated. These actions will strengthen implementation of the plan in the countries.

### **12.1 Synergies**

Major stakeholders in the region are represented in four main components:

1. Regional and national institutions such as government or intergovernmental responsible structures guiding and facilitating fisheries management.
2. The fishing industry is the main component covering from harvest to trade. It involves industrial and artisanal fishers, collectors, processors, middlemen and other direct/ indirect employees. Some of them are part of national unions which in turn are part of regional organizations. Their participation in resource management is crucial due to the wide range of participants, coverage and market linkages.
3. Unions, associations, non-governmental organizations, donors and civil society who represent and support fishers are present in all countries of the region with varying degrees of participation and are represented regionally by Federations and Foundations. Their participation is no less important than that of the industry. All these stakeholders are key to get the sector's participation and socioeconomic equity which is part of the harmony that is intended.

NGOs and donors will be invited to coordinate their resources and activities with the MARPLESCA plan to harmonize their work plans.

4. Universities with regional coverage should consider establishing agreements or arrangements of mutual collaboration with universities related to marine resources and fisheries management areas. Also, establish collaboration with SICA/OSPESCA, CARICOM/CRFM and WECAFC. Within these agreements joint activities should be established to strengthen Caribbean spiny lobster fishery research and monitoring, and engaging students in fisheries administration offices to ensure generational replacement and capacity building in the short, medium and long term.

## **12.2 Provisional timeline and budget**

National fisheries administrations of the region will be invited to institutionalize the MARPLESCA Plan into national planning to achieve harmonized regional action.

The 10-year Strategic Action Program (SAP 2015-2025) for the sustainable management of shared Living Marine Resources in the Caribbean and North Brazil Shelf Large Marine Ecosystems (CLME+ region) which is implemented through the 5-year CLME+ Project (UNDP/GEF; 2015-2020) can be the framework for implementation of the Caribbean Spiny Lobster Fishery Regional Management Plan, in particular if we can consider to start its full implementation in 2020 for an initial period of 5 years. The region can continue working with the CLME+ Project which is expected to enter its third phase in 2020.

The MARPLESCA plan will seek to start financing with resources provided by SICA, CARICOM or WECAFC member countries WECAFC on some specific issues that can be coordinated and executed by the national fisheries administrations and the interim coordination mechanism for sustainable fishing conformed by FAO, CRFM and OSPESCA. Alliances and partnerships with other regional and international cooperation bodies and donors will also be sought to generate a project to implement the plan.

The time schedule and budget presented in Table 2, for the execution of a 10-year plan considers resources in the order of USD 11,240,000 with an annual average of USD 1,124,000, which will allow undertaking the process of change for the regional management of the Caribbean spiny lobster fishery in the Greater Caribbean.

Table 2 Provisional budget and timeline

Action	When	Who	Recommendation for implementation	(US dollars x 1000)	Year										Total
					1	2	3	4	5	6	7	8	9	10	
Adoption of the plan	First year	Interim Coordination Mechanism	Follow internal procedures by OSPESCA, CRFM and WECAFC												
Start implementation	First year	National fisheries administrations	Activities incorporation into national plans of action												
Plan revision	Every five years	Interim Coordination Mechanism	Coordination for revision through the WECAFC/ OSPESCA/ CRFM/ CFMC working group in a regional meeting	70					70					70	140
OSP 02 09 Regulation and St. George's Declaration implementation	Annual	CRFM and OSPESCA	Activities incorporation into national plans of action	200	200	200	200	200	200	200	200	200	200	200	2,000
Access regime harmonization	Annual	Interim Coordination Mechanism	Coordination through the WECAFC/ OSPESCA/ CRFM/ CFMC working group and national intersectorial committees	200	200	200	200	200	200	200	200	200	200	200	2,000
Best practices															
Harmonized landing controls															
Fishing fleets common protocols															
Traceability of the spiny lobster production chain	Annual	Interim Coordination Mechanism and animal health authorities	Coordination through the WECAFC/ OSPESCA/ CRFM/ CFMC working group and national intersectorial committees	100	100	100	100	100	100	100	100	100	100	100	1,000

Action	When	Who	Recommendation for implementation	(US dollars x 1000)	Year										Total	
					1	2	3	4	5	6	7	8	9	10		
Caribbean spiny lobster sampling	Annual	National fisheries administrations	Coordination through national intersectorial committees	100	100	100	100	100	100	100	100	100	100	100	100	1,000
Monitoring , control and surveillance	Annual	National fisheries administrations	Coordination through national intersectorial committees	200	200	200	200	200	200	200	200	200	200	200	200	2,000
Stock assessments	Annual	National fisheries administrations	Coordination through national intersectorial committees	100	100	100	100	100	100	100	100	100	100	100	100	1,000
Spiny lobster fishery census	Every five years	National fisheries administrations	Interim Coordination Mechanism and national fisheries administrations	250	250				250						250	750
Training and reachout program	Annual	Interim Coordination Mechanism and national fisheries administrations	Coordination through the WECAFC/ OSPESCA/ CRFM/ CFMC working group	100	100	100	100	100	100	100	100	100	100	100	100	1,000
WECAFC/ OSPESCA/ CRFM/ CFMC working group meetings	Biennial	Interim Coordination Mechanism and national fisheries administrations	WECAFC/ OSPESCA/ CRFM/ CFMC working group biennial meeting	70		70		70		70		70		70	70	350
<b>TOTAL</b>				<b>1,320</b>	<b>1,250</b>	<b>1,070</b>	<b>1,000</b>	<b>1,070</b>	<b>1,320</b>	<b>1,070</b>	<b>1,000</b>	<b>1,070</b>	<b>1,000</b>	<b>1,390</b>	<b>11,240</b>	



# ANNEXES

## **ANNEX 1**

### **Fishery biology forms**

## FORM 1: PRODUCTION BY VESSEL/ FISHER

This form will be used to collect Caribbean spiny lobster production or landings from industrial and / or artisanal fishing vessels. It will allow estimating fishing effort in travel days, the fishing gear utilized, and lobster landed weights in different presentations, as well as by-catch species weight. This format can be filled by a collection center staff, a processing plant staff or data collectors.

- **Country:** The name of the country
- **Sheet No .:** The sheet consecutive number
- **Fleet:** the name of the fleet is written down and industrial or artisanal is selected
- **Company:** the name of the company where the product is delivered
- **Municipality, locality:** the geographical name of the place where landings are registered
- **Day, month and year:** the registration date
- **Name of the vessel:** the name of the vessel is marked down
- **Fishing trip, departure:** the date on which you went fishing is recorded; **Return:** the date is recorded when you returned from fishing
- **Fishing gear:** the name of the fishing gear
- **Lobster landed weight:** the weight of lobster landed is recorded in kilos; **tail:** lobster tail; **head meat:** head meat landed; **whole:** whole lobster landed
- **By-catch and other species landings:** the weight in kg of by-catch or other species (e.g. grouper, queen conch, crab) that have been landed and are associated with Caribbean spiny lobster
- **Mother ship name:** the name of the mother or supply ship
- **Observations:** Any comments worth to record

COUNTRY _____					SHEET No. _____					
<b>FORM 1: PRODUCTION BY VESSEL/ FISHER</b>										
FLEET: _____			INDUSTRIAL _____		ARTISANAL _____					
COMPANY: _____										
MUNICIPALITY, LOCALITY: _____										
DAY/MONTH/YEAR:    /    / ____					LOBSTER			BY-CATCH AND OTHER SPECIES: LANDED WEIGHT		
		FISHING TRIP		FISHING GEAR	MEASUREMENT UNIT (KILOGRAM)			MEASUREMENT UNIT (KILOGRAM)		
VESSEL NAME		DEPARTURE	RETURN		LANDED WEIGHT	TAIL	HEAD	WHOLE	GROUPER	QUEEN CONCH
MOTHER SHIP NAME (IF APPLICABLE): _____										
OBSERVATIONS:										

## FORM 2 FLEET OPERATIONAL PERFORMANCE CONTROL

Format aimed at knowing the operational performance of the industrial fleet more in detail, usually filled by processing companies with their own fleet of fishing vessels.

- **Country:** The name of the country
- **Sheet No.:** The consecutive number of the sheet
- **Company/ collection center:** The name of the company or collecting center where the product is delivered, and the fishing fleet operates
- **Industrial fleet:** the name of the fishing fleet
- **Month and year:** the registration date
- **Name of the vessel:** the name of the vessel(s) operating
- **Numbered columns:** Go from 1 to 31 indicating the days of the month and each cell is marked down according to the codes S: DEPARTURE TO FISHING AREA; P: FISHING; F: SHIP IS AT ANCHOR IN PORT OR FISHING BANK; E: ENTRANCE TO PORT; D = CATCH DOWNLOADING; T: TOTAL FISHING TRIP DAYS
- **Prepared by:** The name of the person who filled the form
- **Observations:** Any comments worth to record
- **Signature:** Signature of the person who filled out the form

COUNTRY: \_\_\_\_\_

SHEET No. \_\_\_\_\_

**FORM 2 FLEET OPERATIONAL PERFORMANCE CONTROL**

COMPANY/ COLLECTION CENTER: \_\_\_\_\_

INDUSTRIAL FLEET: \_\_\_\_\_

MONTH AND YEAR: \_\_\_\_\_

VESSEL NAME	1	2	3	4	5	6	7	8	9	10	11	12	13	14	15	16	17	18	19	20	21	22	23	24	25	26	27	28	29	30	31	T

PREPARED BY: \_\_\_\_\_

OBSERVATIONS: \_\_\_\_\_

SIGNATURE: \_\_\_\_\_

S: DEPARTURE TO FISHING AREA; P: FISHING; F: SHIP AT ANCHOR IN PORT OR FISHING BANK; E: ENTRANCE TO PORT; D= CATCH DOWNLOADING; T: TOTAL FISHING TRIP DAYS

### FORM 3: SPINY LOBSTER TRAP/POT FLEET LOGBOOK

This is a form to be filled out by fishing masters or fisher in charge, both for lobster trap industrial or artisanal fishing fleets. It allows to get fishing effort and lobster catch data from this type of fleets.

- **Country:** The name of the country
- **Sheet No.:** The consecutive number of the sheet
- **Name of the vessel:** the name of the vessel that is reporting the data
- **Industrial or Artisanal:** type of fleet is marked down.
- **Captain/ fisher name:** the name of the person in charge onboard the boat
- **Product:** marked down whether it is delivered in a **processing plant** or in a **collection center**.
- **Name of the company / collection center / others:** The name of the company, collection center or another place where the fish product is delivered.
- **Date:** day, month and year the fishing operation was made.
- **Start time:** The time at which traps were deployed at sea.
- **End time:** The time when traps were hauled onboard.
- **Position / fishing area:** The geographical position is recorded in degrees, minutes and seconds (industrial fishing) or by geographical name (artisanal fishing).
- **Depth (fathoms / meters or feet):** Depth at fishing station in fathoms, meters or feet.
- **Bottom type:** Bottom type found in the fishing station (e.g., sand, gravel, seagrass).
- **No. of hauled pots:** The number of pots hauled onboard in each fishing operation.
- **Catch (kilos of lobster tail or whole lobster):** Catch in kilos of lobster tails or whole lobster if landed alive.
- **Observation of the day:** Any event occurred on the fishing day worth mentioning.
- **Totals:** Catch and number of pots utilized are added up.
- **General observations:** Any event or issue during the fishing trip worth mentioning.
- **Signature of the captain / fisher:** The signature of the captain/ fishing master or the fisher in charge on board

COUNTRY: \_\_\_\_\_

SHEET NO.: \_\_\_\_\_

**FORM 3: SPINY LOBSTER TRAP/POT FLEET LOGBOOK**

VESSEL NAME: \_\_\_\_\_

INDUSTRIAL: \_\_\_\_\_ ARTISANAL: \_\_\_\_\_

CAPTAIN/ FISHER NAME: \_\_\_\_\_

PRODUCT: PROCESSING PLANT: \_\_\_\_\_ COLLECTION CENTER: \_\_\_\_\_

COMPANY/ COLLECTION CENTER/ OTHERS NAME: \_\_\_\_\_

DATE	START TIME	END TIME	POSITION/ FISHING SITE	DEPTH. (FATHOMS)	BOTTOM TYPE	No. HAULED TRAPS	CATCH (KILOS LOBSTER TAIL OR WHOLE LOBSTER)	OBSERVATION OF THE DAY
<b>TOTALS</b>								

GENERAL OBSERVATIONS:

CAPTAIN/ FISHER SIGNATURE:

NB: Filled out by the captain or fisher and delivered to fishery authority



#### FORM 4: SPINY LOBSTER DIVE-FISHING FLEET LOGBOOK

Form to be filled out by the captain or fisher in charge, both for industrial or artisanal dive-fishing. It allows to get fishing effort and lobster catch data of this type of fleets.

- **Country:** The name of the country
- **Sheet No.:** The consecutive number of the sheet
- **Name of the vessel:** the name of the vessel that is reporting the data
- **Industrial or Artisanal:** type of fleet is marked down.
- **Captain/ fisher name:** the name of the person in charge onboard the boat
- **Product:** marked down whether it is delivered in a **processing plant** or in a **collection center**.
- **Name of the company / collection center / others:** The name of the company, collection center or another place where the fish product is delivered.
- **Date:** day, month and year the fishing operation was made.
- **Start time:** The time at which traps were deployed at sea.
- **End time:** The time when traps were hauled onboard.
- **Position / fishing area:** The geographical position is recorded in degrees, minutes and seconds (industrial fishing) or by geographical name (artisanal fishing).
- **Depth (fathoms / meters or feet):** Depth at fishing station in fathoms, meters or feet.
- **Bottom type:** Bottom type found in the fishing station (e.g., sand, gravel, seagrass).
- **No. of divers:** Number of divers in each fishing operation.
- **No. of tanks:** Number of tanks utilized in each fishing operation
- **Catch (kilos of lobster tails):** Catch in kilos of lobster tails.
- **Observation of the day:** Any event occurred on the fishing day worth mentioning.
- **Totals:** Catch and number of divers and tanks utilized are added up.
- **General observations:** Any event or issue during the fishing trip worth knowing.
- **Captain / fisher signature:** The signature of the captain/ fishing master or the fisher responsible on board

COUNTRY: \_\_\_\_\_

SHEET No.: \_\_\_\_\_

**FORM 4: SPINY LOBSTER DIVE-FISHING FLEET LOGBOOK**

VESSEL NAME: \_\_\_\_\_

INDUSTRIAL: \_\_\_\_ ARTISANAL: \_\_\_\_

CAPTAIN NAME: \_\_\_\_\_

PRODUCT: PROCESSING PLANT: \_\_\_\_

COLLECTION CENTER: \_\_\_\_

COMPANY/ COLLECTION CENTER NAME: \_\_\_\_\_

DAT	START TIME	END TIME	POSITION/ FISHING SITE	DEPTH (FATHOMS/ METERS/ FEET)	BOTTOM TYPE	No. OF DIVERS	NO. OF TANKS UTILIZED	CATCH (KILOS LOBSTER TAILS)	OBSERVATION OF THE DAY
TOTALS									

GENERAL OBSERVATIONS:  
 \_\_\_\_\_  
 \_\_\_\_\_

CAPTAIN SIGNATURE:  
 \_\_\_\_\_  
 \_\_\_\_\_

NB: Filled out by the captain and delivered to the fishery authority

## FORM 5: SPINY LOBSTER PROCESSED IN PROCESSING PLANTS

Form must be filled out by data collectors or processing plant staff. It is the vital data type to be collected for stock assessment purposes since they are the input data for the application of the MARPLESCA, catch-at-age or similar models. Commercial categories can be transformed to lengths or ages through equations or morphometric relationships.

- **Country:** The name of the country.
- **Sheet No.:** The consecutive number of the sheet.
- **Company name:** The name of the company.
- **Month / year:** Month and year the report was made.
- **Period:** The time processing was carried out
- **Industrial traps, industrial dive-fishing, artisanal:** The origin of the processed product is marked down in the corresponding field.
- **Lobster tail, whole lobster, precooked whole lobster, live lobster:** The processed weight is recorded in kilos or pounds for each commercial category and type of product
- **Head meat:** weight of head meat
- **Total:** the total of processed product of all commercial categories is added up by type of product
- **Observations:** Any event or issue worth mentioning.

COUNTRY: \_\_\_\_\_

SHEET No.: \_\_\_\_

**FORM 5: SPINY LOBSTER PROCESSED IN PROCESSING PLANTS**

COMPANY: \_\_\_\_\_

INDUSTRIAL TRAP: \_\_\_\_\_

MONTH/ YEAR: \_\_\_\_\_

INDUSTRIAL DIVE-FISHING: \_\_\_\_\_

TIME PERIOD: \_\_\_\_\_

ARTISANAL: \_\_\_\_\_

COMMERCIAL CATEGORIES									
LOBSTER TAIL				WHOLE LOBSTER			PRECOOKED WHOLE LOBSTER		
GRAMS	OUNCES	KILOS	POUNDS	GRAMS	KILOS	POUNDS	GRAMS	KILOS	POUNDS
				400- 460			400- 460		
142	5			400- 500			460- 520		
170	6			460- 520			520- 575		
198	7			500- 600			575- 630		
227	8			520- 575			630- 690		
255	9			575- 630			690- 785		
284	10			600- 700			785- 900		
284 - 340	10-12			630- 690			900- 1200		
340-397	12-14			690- 785			1200- 1350		
397 - 454	14-16			700- 770			TOTAL		
454-567	16-20			770- 830			LIVE LOBSTER		
567-680	20-24			785- 900			GRAMS	KILOS	POUNDS
680 - UP	24 UP			830- 900					
TOTAL				900- 960					
HEAD MEAT				900- 1200					
OBSERVATIONS:				960- 1030					
				1030- 1160					
				1160- 1250					
				1200-1350					
				TOTAL			TOTAL		

## FORM 6 SPINY LOBSTER BIOLOGICAL DATA SAMPLING ON BOARD VESSELS

Form must be filled out by biologists or data collectors who go on board industrial lobster fishing boats. Sampling must be done on deck. It is an important form to collect lobster maturity data, and with consistent sampling throughout a year, the results can provide signals of lobster maturity trends. This is important when establishing spatial and / or temporary closed seasons.

- **Country:** The name of the country.
- **Sheet no .:** The consecutive number of the sheet.
- **Day: month: year:** The date sampling was done.
- **Vessel name:** Name of the boat sampling was done.
- **Company name:** The name of the company owner of the vessel (if applicable).
- **Fishing gear:** The fishing gear used to fish.
- **Captain name:** The name of the captain of the boat.
- **Sampler Name:** The name of the person who carried out the sampling
- **No. of fishing station:** Enter the consecutive number of the haul or fishing station whose catch is being sampled
- **Position: latitude: longitude:** geographical position in degrees, minutes and seconds of the sampling site
- **No .:** consecutive number of the individual being sampled
- **Size (long, cef.mm.):** Length of the lobster cephalothorax in mm
- **Sex:** Male, female or juvenile
- **Reproductive status in females:** The reproductive status of the female is marked down according to the codes: **ov** (ovigerous or with eggs); **ce**: with spermatheca; **cre**: with traces of spermatheca; **cre + ov**: with traces of spermatheca and eggs; **mu**: in moulting period.
- **Observations:** Any event or issue worth mentioning.



## FORM 7 SIZE AND WEIGHT VALIDATION SAMPLING PER LOBSTER TAIL COMMERCIAL CATEGORIES

To collect males/females length and weight data per commercial category of lobster processed in tails. These data allow to calibrate the conversion of the commercial categories to theoretical sizes in length with morphometric relationship equations. This conversion is of fundamental importance to prepare input data for the stock assessment model of the MARPLESCA Plan. Sampling must be done when workers manipulate and classify lobster during processing. Sampling size is estimated at 500 animals per month per commercial category. Sampling should be done every 2 years.

- **Country:** The name of the country.
- **Day:, month :, year:** Sampling date.
- **Location:** The location of the processing plant where sampling took place.
- **Observations:** Any event or issue worth mentioning.
- **Processing plant:** Name of the processing plant.
- **Fishery of origin:** Where the product comes from, whether it is industrial/ artisanal trap or dive-fishing (where applicable)
- **No .:** The consecutive number of the animal sampled
- **Size biological sampling in tail length (mm) and tail weight (gr)**
- **Commercial category:** The commercial category being sampled (e.g., 5 ounces, 10-12 ounces, etc.) for each sex **females** and **males**
- **Size (mm):** Tail length in millimeters
- **Weight (g):** Tail weight in grams

COUNTRY: \_\_\_\_\_

SHEET No.: \_\_\_\_\_

**FORM 7 SIZE AND WEIGHT VALIDATION SAMPLING PER LOBSTER TAIL COMMERCIAL CATEGORIES**

DAY: \_\_\_\_ MONTH: \_\_\_\_\_ YEAR: \_\_\_\_\_

LOCATION:				OBSERVATIONS:				
PROCESSING PLANT:								
FISHERY OF ORIGIN:								
No.	SIZE BIOLOGICAL SAMPLING IN TAIL LENGTH (mm) AND TAIL WEIGHT (g)							
	COMMERCIAL CATEGORY				COMMERCIAL CATEGORY			
	FEMALES _____ ounces		MALES _____ ounces		FEMALES _____ ounces		MALES _____ ounces	
	SIZE (mm)	WEIGHT (g)	SIZE (mm)	WEIGHT (g)	SIZE (mm)	WEIGHT (g)	SIZE (mm)	WEIGHT (g)
1								
2								
3								
4								
5								
6								
7								
8								
9								
10								
11								
12								
13								
14								
15								
16								
17								
18								
19								
20								
21								
22								
23								
24								
25								
26								
27								
28								
29								
30								



## FORM 8 SIZE AND WEIGHT VALIDATION SAMPLING PER WHOLE LOBSTER COMMERCIAL CATEGORIES

To collect males/females length and weight data per commercial category of lobster processed in tails. These data allow to calibrate the conversion of the commercial categories to theoretical sizes in length with morphometric relationship equations. This conversion is of fundamental importance to prepare input data for the stock assessment model of the MARPLESCA Plan. Sampling must be done when workers manipulate and classify lobster during processing. Sampling size is estimated at 500 animals per month per commercial category. Sampling should be done every 2 years.

- **Country:** The name of the country.
- **Day:, month :, year:** Sampling date.
- **Location:** The location of the processing plant where sampling took place.
- **Observations:** Any event or issue worth mentioning.
- **Processing plant:** Name of the processing plant.
- **Fishery of origin:** Where the product comes from, whether it is industrial/ artisanal trap or dive-fishing (where applicable)
- **No .:** The consecutive number of the animal sampled
- **Size biological sampling in total length (mm) and total weight (gr)**
- **Commercial category:** The commercial category being sampled (e.g.,400- 600 g) for each sex **females** and **males**
- **Size (mm):** Total length in millimetres
- **Weight (g):** Total weight in grams

COUNTRY: \_\_\_\_\_

SHEET No.: \_\_\_\_\_

**FORM 8 SIZE AND WEIGHT VALIDATION SAMPLING PER WHOLE LOBSTER COMMERCIAL CATEGORIES**

DAY: \_\_\_\_ MONTH: \_\_\_\_\_ YEAR: \_\_\_\_\_

LOCATION:					OBSERVATIONS:			
PROCESSING PLANT:								
FISHERY OF ORIGIN:								
No.	SIZE BIOLOGICAL SAMPLING IN TOTAL LENGTH (mm) AND TOTAL WEIGHT (g)							
	COMMERCIAL CATEGORY				COMMERCIAL CATEGORY			
	FEMALES _____ g		MALES _____ g		FEMALES _____ g		MALES _____ g	
	SIZE (mm)	WEIGHT (g)	SIZE (mm)	WEIGHT (g)	SIZE (mm)	WEIGHT (g)	SIZE (mm)	WEIGHT (g)
1								
2								
3								
4								
5								
6								
7								
8								
9								
10								
11								
12								
13								
14								
15								
16								
17								
18								
19								
20								
21								
22								
23								
24								
25								
26								
27								
28								
29								
30								

## FORM 9 BIOLOGICAL SAMPLING OF LOBSTER TAILS IN PROCESSING PLANTS

Form utilized to collect size data from all lobster tails in a processing plant. The sample is not separated by commercial categories. The best is to carry out regular monthly samplings throughout a year. If good data collection is available, the observed size structure could replace the theoretical size structure obtained by converting industrial commercial categories into length units.

- **Country:** The name of the country
  - **Date:** Day, month and year sampling was conducted
  - **Location:** The location of the processing plant
  - **Fishery of origin:** Where the product comes from, whether it is industrial/ artisanal trap or dive-fishing (where applicable)
  - **Processing plant:** Name of the processing plant
  - **Observations:** Any event or issue worth mentioning
  - **No .:** The consecutive number of each animal sampled
- Tail size biological sampling (mm)**
- **Sex:** male, female or juvenile
  - **Length tail (mm):** The length of the tail measured in mm

**FORM 9 BIOLOGICAL SAMPLING OF LOBSTER TAILS IN PROCESSING PLANTS**

COUNTRY: \_\_\_\_\_

DATE/TIME: \_\_\_\_\_

LOCATION: \_\_\_\_\_

FISHERY OF ORIGIN: \_\_\_\_\_

PROCESSING PLANT: \_\_\_\_\_

OBSERVATIONS:

No.	TAIL SIZE BIOLOGICAL SAMPLING (mm)							
	SEX	TAIL LENGTH (mm)	SEX	TAIL LENGTH (mm)	SEX	TAIL LENGTH (mm)	SEX	TAIL LENGTH (mm)
1								
2								
3								
4								
5								
6								
7								
8								
9								
10								
11								
12								
13								
14								
15								
16								
17								
18								
19								
20								
21								
22								
23								
24								
25								
26								
27								
28								
29								
30								

**ANNEX 2**  
**METHODOLOGY FOR CARIBBEAN SPINY**  
**LOBSTER STOCK ASSESSMENT**

## **Fishery-dependent harmonized Caribbean spiny lobster stock assessment**

The Ecolangosta + subproject of the CLME + project promoted the adoption and implementation of a Caribbean spiny lobster stock assessment model based on the Nicaragua experience where a tuned length-based cohort analysis model is applied. This model was discussed and reviewed in a regional workshop where Ecolangosta+ member countries agreed on its use and requested training. Input data is collected through some of the forms described above in Annex 1.

This model seeks to harmonize input data and results to be shared at regional level so that units and methodologies are not different. It is a simple model which does not require fishing effort or catch per unit of effort data which very few countries in the region have the capacity to collect and analyze. Furthermore, it also allows an annual spiny lobster catch quota to be calculated.

### **Part 1: Proposed Methodology for Regional Monitoring and Evaluation of the *Panulirus argus* lobster fishery in the SICA/OSPESCA, CARICOM/CRFM and WECAFC Countries**

#### **Required data for monitoring and evaluation**

- a. Catch data from industrial and artisanal fishing fleets.
- b. Industrial monthly data by commercial lobster categories from processing plants.
- c. Biological sampling data (lengths) on board commercial fishing vessels, scientific field sampling, sampling in processing plants and collection facilities.
- d. Length-weight calculation of morphometric relationships to convert commercial categories to length units.

Length weight formulas and conversion factors are used to apply the conversion model of commercial categories to lengths proposed by Alfonso et al., (1995), adapted by Perez (1998) and revised by Guevara (2009).

This conversion model (Figure 1) produces frequencies distribution of the total catch in number of individuals per group sizes per month which together with biological samplings are used to calculate growth parameters ( $M$ ,  $KL \infty$  and  $t_0$ ) with the FAO ICLARM Stock Assessment Tools (FISAT), if needed.

Both length frequency distributions and growth parameters are used as input data for part 2 of the model (Figure 2). Caribbean spiny lobster growth parameters can also be obtained from literature

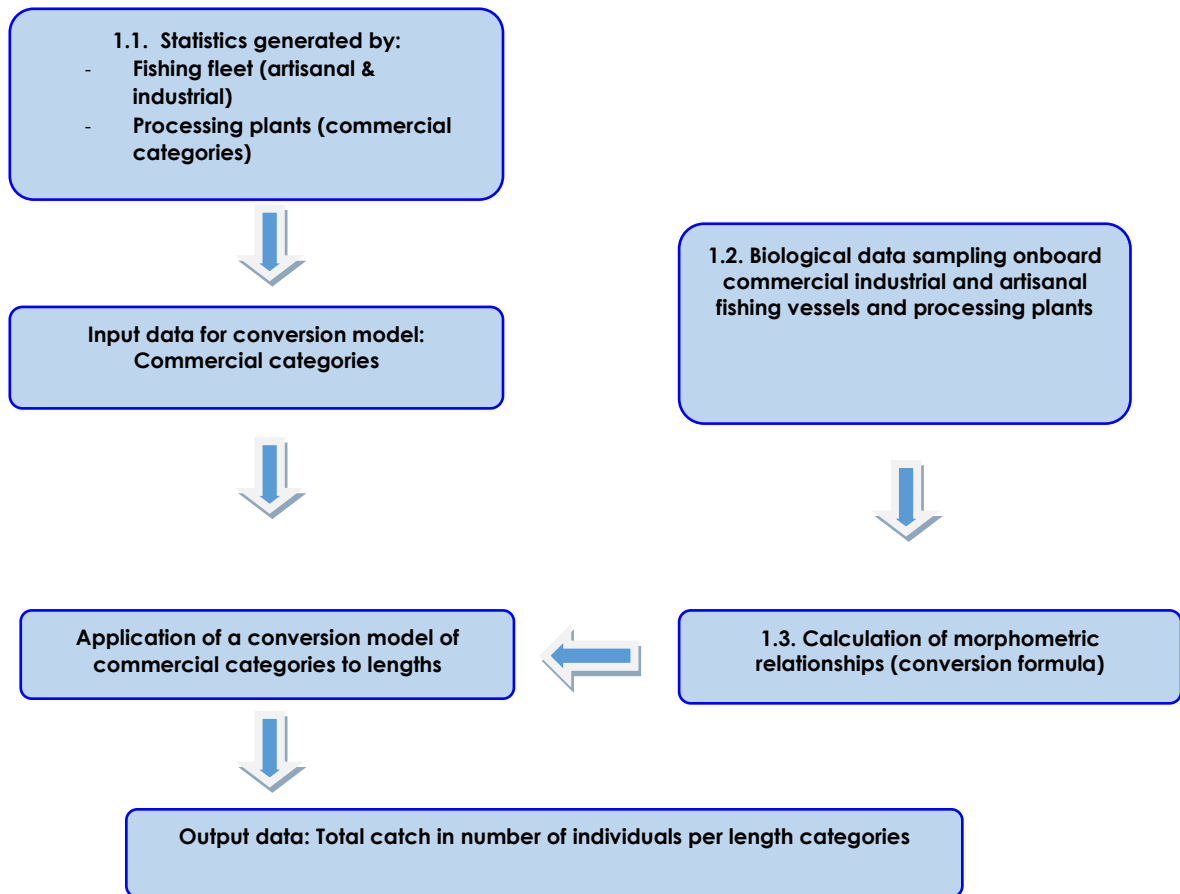


Figure 1: Proposed Methodology for Monitoring and Evaluation Part 1

## Part 2 - Application of Tuned length-based cohort analysis

### Data requirements for cohort analysis deriving from Part 1 outputs:

- a) Growth parameters (natural mortality  $M$ , growth coefficient  $K$ , infinite length  $L^\infty$  and starting age  $t_0$ ).
- b) Monthly or annual catch frequency distribution of number of individuals caught by group sizes.

When applying the length-based cohort analysis model the following outputs are obtained: recruitment and spawners in numbers, fishing mortality and biomass in numbers (Population at sea or biomass) (Figure 2).

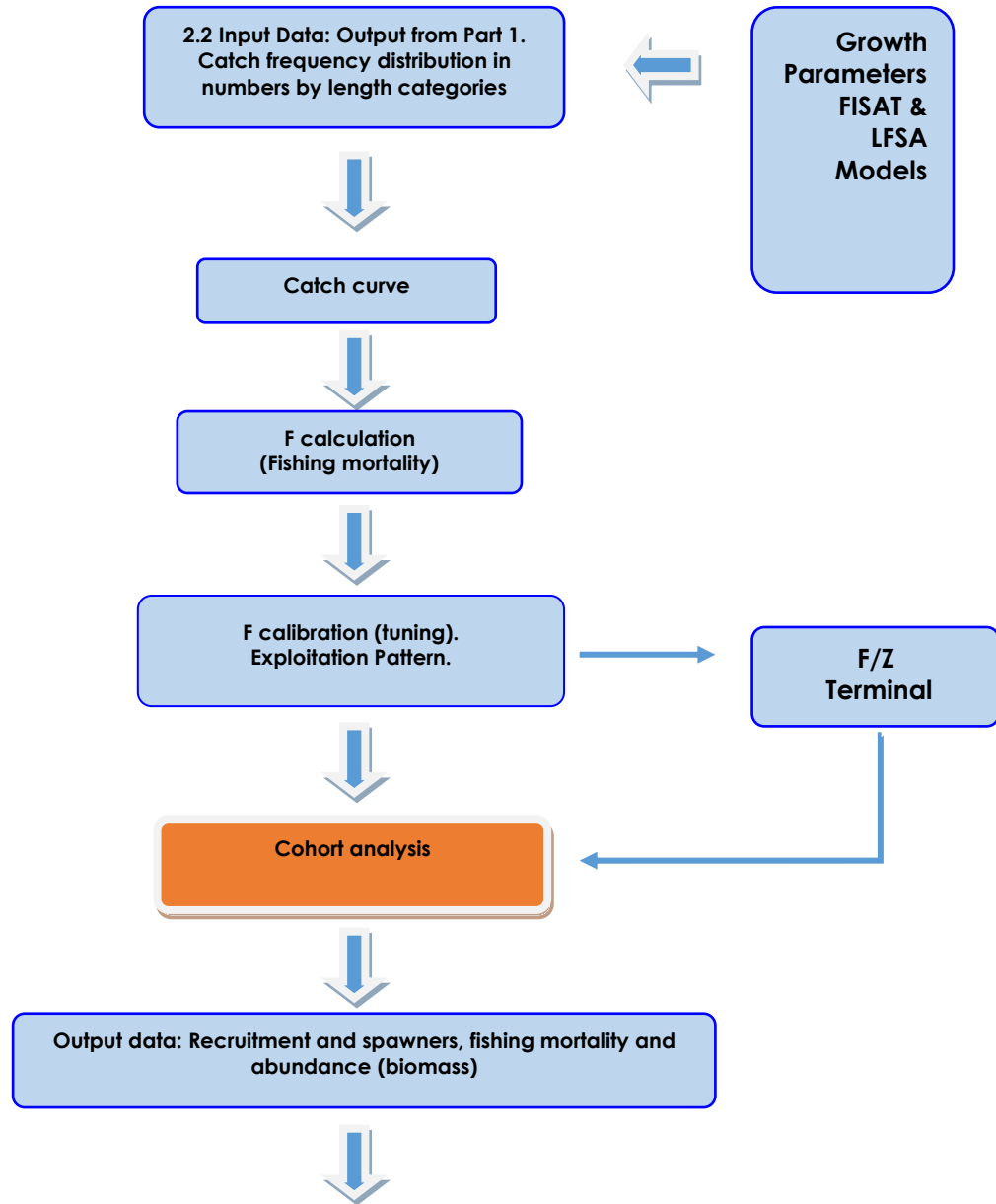


Fig.2: Proposed Methodology for Monitoring and Evaluation Part 2

### Calculation Methodology Part 3 – Application of a recruitment projection model for calculating an annual Total Allowable Catch (biologically acceptable quota).

The projected recruitment estimate uses as input data the outputs from part 2 and it allows the calculation of catch quotas (biologically acceptable quota) based on three approaches:

- a) Based on average recruitment.
- b) Based on density dependent recruitment with rain data
- c) Based on regression recruitment.



The output being an annual catch quota (total allowable catch (TACQ) or biologically acceptable quota (BACQ)) (Figure 3).

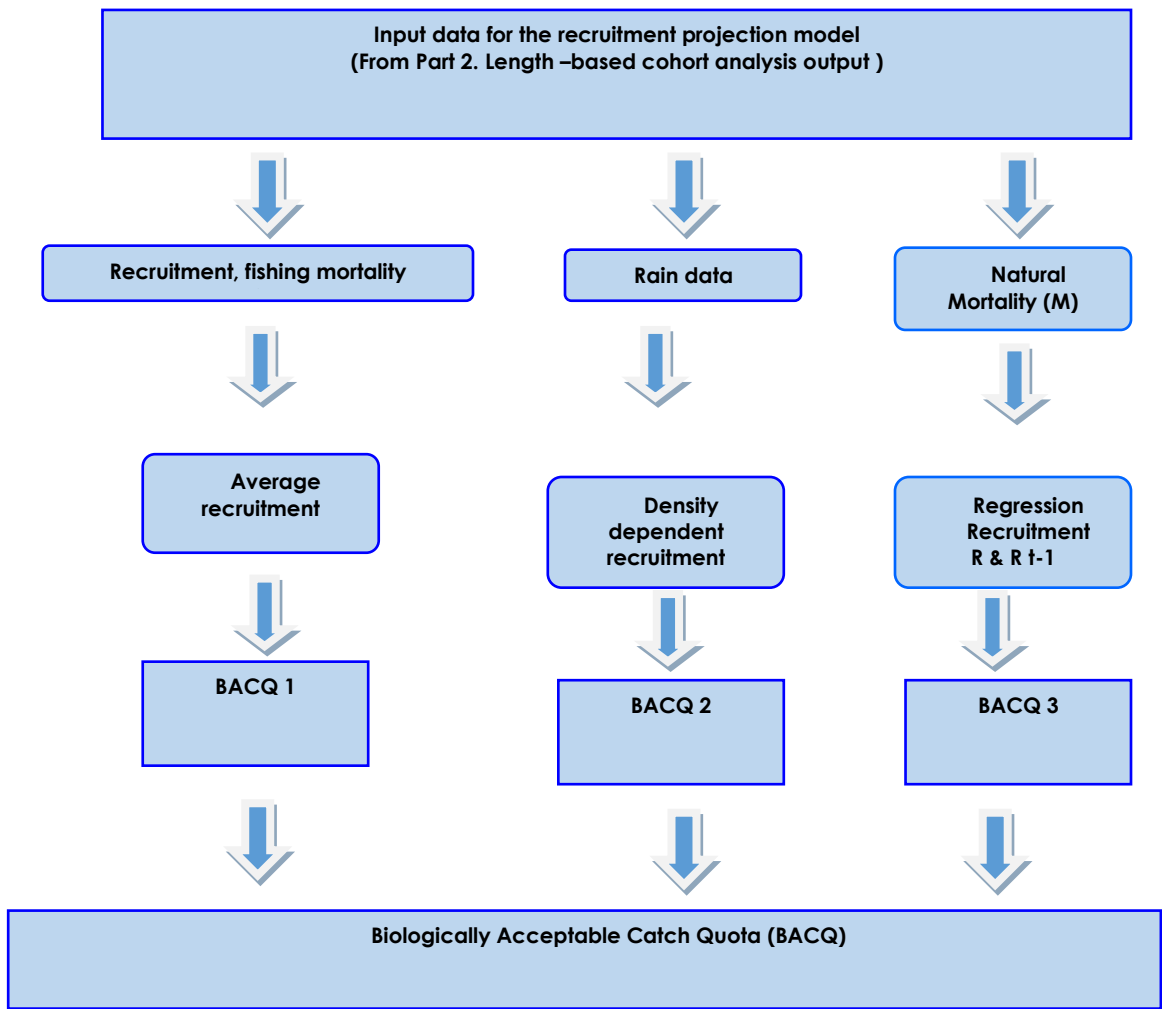


Fig. 3: Proposed Methodology for Monitoring and Evaluation Part 3

**ANNEX 3**

**ECONOMIC AND SOCIAL ASPECTS**

## ECONOMIC AND SOCIAL ASPECTS

Main indicators for monitoring fishing activity from the socioeconomic point of view are: the economic contribution of fisheries to GDP and exports, employment generation, the size of the industrial and artisanal fleet, and market aspects (type of product, pricing, target markets, as well as the social characterization of fishing communities related to the fishery). As support tools training and extension programs will be required as well as conducting surveys at least every three years.

This information is intended to be collected through the following forms:

**Production** – Annual production statistics by the fisheries administrations are the basic elements for building the socioeconomic indicators according to the "Production Registry by Vessel" format (Annex 1 Form1) and Processing Plants (Annex 3 Form 11).

**Prices** - To calculate the GDP it is necessary to have the annual average prices of first sale. To have a monthly systematic monitoring of the activity, the first sale (fisher to fishing company) and export (FOB price) prices will be monitored. Refer to "First Sale Prices" (Annex 3 Form 12) and "Export Prices" (Annex 3 Form 13).

**The Gross Domestic Product (GDP)** – Indicates the value of the final production from all economic sectors that produce goods and services in a nation. It is measured in prices of a reference year, so GDP is equivalent to total income of the economy. National accounts that measure GDP classify the economy into three sectors: Primary (natural resource), Secondary (production of goods that has processing or industrial transformation) and Tertiary (trade and services). Fishing and aquaculture are part of the primary sector which in most countries is known as "Agriculture, livestock, forestry, hunting and fishing."

The contribution to GDP from the fisheries and aquaculture sector is based on the total value of production of fish and shellfish for human consumption, industrial products (such as fish meal and oil) and seedlings for aquaculture and ornamental fish. Historical data presented in current prices are calculated based on the following arguments: Production value (U.S. \$) = Volume (Kilograms or TM) X Average Price (U.S. \$ X Kilograms or TM).

$$\begin{array}{l} \text{Value of the} \\ \text{production} \\ \text{(US\$)} \end{array} = \begin{array}{l} \text{Volumen} \\ \\ \text{(kilograms or metric} \\ \text{tonnes)} \end{array} \times \begin{array}{l} \text{Average price} \\ \\ \text{(US\$)/(Kilograms or metric} \\ \text{tonnes)} \end{array}$$

To estimate fisheries contribution to the national economy the gross domestic product (GDP) and the primary contribution from each sector of each country in the region will be considered. Figures from the annual statistics of the Central Banks of each country will be taken at current prices. For comparative assessment of the lobster fishery contribution the fisheries administrations shall use annual exports of the last ten years at current prices (Annex 3 Form 14).

**Employment Generation** - Employment will be estimated in terms of the number of workers.

Employment generation on board (crews, industrial and artisanal fishers and divers) - The calculation of the number of people on board the fleet is the largest social impact indicator in fisheries analysis. On the one hand the number of people who derive their livelihood from fishing can be determined and secondly, estimates can be made about salaries using as reference the data provided by revenue units. To calculate employment

generation aboard the industrial and artisanal lobster fishing fleet, it is necessary to consider the fishing method and gear used since the crew number varies in each case particularly when it comes to industrial fishing.

Employment generation in processing plants - In this case, the simplest and most accurate method is to ask for employees' data from processing plants to calculate the number of people who are fully or partially employed as defined in some companies.

Service employment generation - In this case it refers to all those people who work in the industrial, artisanal or process areas as support staff or are linked from the business perspective.

There will be an annual indicator which reflects the number of lobster fishers separated by gender per industrial or artisanal category.

There will be an annual indicator which reflects the number of lobster fishers by gender in the processing plants directly and indirectly linked to the lobster resource.

There will be an annual indicator which will reflect the number of existing jobs by gender in the commerce sector (services).

**Fishery Census** - As an assessment and adjustment tool to the management plan, at least every five years countries in the region will jointly and harmonically conduct a fishery census which will have as objectives obtaining current social and economic indicators. Amongst these indicators the following will have outstanding social importance: employment generation, gender, ethnicity, housing, health, education and organizational levels. Among economic indicators, production issues will have special relevance regarding harvest, expressed in weight and monetary values, and fishing effort.

## Form 11 Processing Plants Capacity

FORM 11 Processing plants installed capacity	
Country:	Date:
<b>General Information</b>	
Name of the processing plant:	
Activity:	
Address:	
Telephone:	
<b>Installed capacity</b>	
Raw material storage capacity (in kg):	
Freezing capacity in kg every 24 h:	
Finished product storage capacity (in kg):	
Ice production capacity every 24 h (in MT):	
Observations	

**Form 12 Caribbean spiny lobster price of first sale (Ex-vessel Price)**

<b>FORM 12 Caribbean spiny lobster price of first sale (Ex-vessel Price)</b>		
Country:		Sheet No.:
Name of the company/ collection center/:		
Month:		Year:
<b>PRODUCT</b>	<b>PRESENTATION</b>	<b>PRICE (us\$/ kg)</b>
Lobster	Tail	
Lobster	Whole	
Lobster	Live	
Observations:		

Prepared by:
Signature:
Date:

**Form 13 Caribbean spiny lobster average export prices**

<b>FORM 13 Caribbean spiny lobster average export price</b>		
Country:		Sheet No.:
Month:		Year:
<b>PRODUCT</b>	<b>PRESENTATION</b>	<b>PRICE (us\$/ kg)</b>
Lobster	Tail	
Lobster	Whole	
Lobster	Live	
Observations:		

Prepared by:
Signature:
Date:

**Form 14 Gross Domestic Product (GDP)**

FORM 14 Gross Domestic Product (GDP) by year						
Country:					Date of preparation:	
	YEAR					
INDICATORS	201	202	202	202	202	202
A. Gross Domestic Product (GDP) (current US\$)						
B. Primary sector (GDP) (Current US\$)						
C. Caribbean spiny lobster annual landings (kg)						
D. Average annual ex-vessel unit prices (in US\$/kg)						
E. Caribbean spiny lobster contribution (US\$)						
F. Caribbean spiny lobster contribution (% GDP primary sector)						
Sources of information: A: Central Bank B: Central Bank C: National fisheries administrations statistics D: Data from Ex vessel Price form (Form 12) E: C x D output F: E x B output						



**Form 15 Sector employment**

<b>Form 15 Sector employment</b>				
<b>Processing plants</b>				
		Men	Women	Total
Administrative				
Processing	Permanents			
	Temporal			
Quality control				
Maintenance				
Other				
<b>At sea employment</b>				
		Men	Women	Total
<b>Industrial fishing</b>				
Boat owners				
Fishing fleet operations assistance				
Lobster boats crew				
Shrimp boats crew				
Finfish boats crew				
Divers				
<b>Artisanal fishing</b>				
Fishers				
Divers				

## REFERENCES

ALFONSO, A.R., R. SOTOMAYOR, R. CRUZ, R.PUGA Y M.E. DE LEON. 1995. Software para la evaluación de la biología y pesquería de la langosta (*Panulirus argus*) en Cuba. Rev. Inv. Mar.: 19 (2) (1-3):7781

ANISIMOV, V.P. et al., 1986. Informe de los Resultados de las Investigaciones Cooperativas Nicaragüense-Soviéticas de los Recursos Biológicos en las áreas Marítimas de la República de Nicaragua, realizadas en 1984-85. Ministerio de la Industria Pesquera de la U.R.S.S./AtlanNIRO: 265 p.

BAISRE y CRUZ, 1994. The Cuban spiny lobster fishery. In: B.F. Phillips, J.S. Cobb, J. Kittaka, (eds). Spiny Lobster Management, Chapter 8, Oxford, Fishing News Books.

BARNUTTI, R. 2,000. Aplicación de un modelo de análisis de cohortes a la pesquería de langosta espinosa *Panulirus argus* del mar Caribe de Nicaragua. Inf. Tec. CIPA.

BARNUTTI, R. 2,001. Evaluación del estado actual de explotación del recurso langosta del mar Caribe de Nicaragua y cálculo de la cuota biológicamente aceptable para el período biológico junio 2001 – Mayo 2002. CIPA.

CARRASCO, R. 2009. Informe del consultor en evaluación y ordenación de recursos pesqueros. Informe final. PROYECTO GCP/RLA/150/SWE - FIINPESCA Fortalecimiento de la Investigación Pesquera Interdisciplinaria para la Pesca Responsable en los Países del Istmo Centroamericano. Organización de las Naciones Unidas para la Agricultura y la Alimentación

CRUZ, R., y M.E. DE LEÓN. 1991. Dinámica reproductiva de la langosta (*Panulirus argus*) en el archipiélago cubano. *Revista Investigaciones Marinas* 12(13):234-245.

CRUZ, R., 2002., Manual de Métodos de Muestreo para la Evaluación de las Poblaciones de Langosta espinosa, FAO Documento Técnico de Pesca N° 399.

FAO. 2018. FAO yearbook. Fishery and Aquaculture Statistics 2016/FAO annuaire. Statistiques des pêches et de l'aquaculture 2016/FAO anuario. Estadísticas de pesca y acuicultura 2016. Rome/Roma. 104pp.

LYONS, W. G., D. G. BARBER, S. M. FOSTER, F. S. KENNEDY, JR. and G. R. MILANO. 1981. The spiny lobster, *Panulirus argus*, in the middle and upper Florida Keys: population structure, seasonal dynamics, and reproduction. Fla. Mar. Res. Publ. No. 38. 38 pp

MARTINEZ, S.2007. Informe temático sobre los recursos marinos vivos transfronterizos de la Sub-Región Centro/Sur América. CLME-TT/5 Prov. Barbados, February 2007. 56 p.

MARX, J.M. and W. HERRKIND, 1986. Spiny lobster. Species profiles: life histories and environmental requirements of coastal fishes and invertebrates (South Florida). Biological Report 82 (11-61)., U.S. Departm. of the Interior/U.S. Army Corps. of Engineers: 21 p.

PÉREZ, M. 1998. Adaptación de un modelo de conversión de tallas industriales a largos biológicos para los datos de las pesquerías de langosta y camarón de Nicaragua, CIPA, Octubre 1,998.

RUSS, G.R. and ALCALA, A.C. 2010. Enhanced biodiversity beyond marine reserve boundaries: the cup spillover. *Ecological Applications* 21:241–250.

SEIJO, J.C. 2007. Considerations for management of metapopulations in small-scale fisheries of the Mesoamerican barrier reef ecosystem. *Fisheries Research*. 87: 86-91.

UNEP-WCMC and IUCN (2018). Protected Planet: The World Database on Protected Areas (WDPA) (on-line). September 2018, Cambridge, UK: UNEP-WCMC. Available at [www.protectedplanet.net](http://www.protectedplanet.net).

VALVERDE, M. 1999. Las metapoblaciones en la naturaleza, ¿realidad o fantasía?. Universidad Nacional Autónoma de México. *Revista Ciencias* 53 enero-marzo 1999: 56-63.

WECAFC. 2001. Report of the Workshop on Management of the Caribbean Spiny Lobster (*Panulirus argus*) Fisheries in the Western Central Atlantic Fishery Commission.

## ACRONYMS

<b>CARICOM</b>	Caribbean Community.
<b>CFMC</b>	Caribbean Fishery Management Council.
<b>CLME</b>	Caribbean Large Marine Ecosystem.
<b>CLME+</b>	Caribbean and North Brazil Shelf Large Marine Ecosystem.
<b>CRFM</b>	Caribbean Regional Fisheries Mechanism.
<b>ECOLANGOSTA+</b>	Ecosystem Approach for Caribbean Spiny Lobster Fisheries" sub-project
<b>FAO</b>	Food and Agriculture Organization of the United Nations
<b>FIINPESCA</b>	Strengthening Interdisciplinary Research in Shrimp and Lobster Fisheries of Central America
<b>FIRMS</b>	Fisheries and Resources Monitoring System
<b>FISAT</b>	Fisheries Stock Assessment Tools
<b>GDP</b>	Gross Domestic Product
<b>GEF</b>	Global Environment Facility
<b>IUCN</b>	International Union for the Conservation of Nature
<b>MAREA</b>	USAID Regional Program for Aquatic Resources Management and Economic Alternatives
<b>MASPLESCA</b>	Sub Regional Management of Caribbean Spiny Lobster ( <i>Panulirus argus</i> ) subproject.
<b>MARPLESCA</b>	Caribbean spiny Lobster Fishery Regional Management Plan
<b>MPA</b>	Marine Protected Area.
<b>NCDC</b>	National Climate Data Center
<b>NOAA</b>	National Oceanic and Atmospheric Administration
<b>OIRSA</b>	Agricultural Health International Regional Organization.
<b>OSPESCA</b>	Central America Fisheries and Aquaculture Organization.
<b>UNDP</b>	United Nations Development Program.
<b>UNEP</b>	United Nations Environment Program.
<b>SAP</b>	Strategic Action Program.
<b>SICA</b>	Central American Integration System.
<b>SOME</b>	State of the Marine Ecosystems and Associated Economies
<b>UNOPS</b>	Oficina de Naciones Unidas para Proyectos.
<b>USAID</b>	United States Agency for International Development
<b>WCMC</b>	World Conservation Monitoring Centre
<b>WECAFC</b>	Western Central Atlantic Fishery Commission.



Convenio OSPESCA/OIRSA

Tel. (503) 2209-9200  
Fax: (503) 2263-1128  
Calle Ramón Belloso, final  
pasaje Isolde, Colonia  
Escalón, San Salvador, El  
Salvador, C.A.

Secretaría General del Sistema de la Integración  
Centroamericana (SG-SICA)  
Dirección Regional Especializada de OSPESCA,  
adscrita a la SG-SICA  
Tel. (503) 2248-8840/41      Info.ospesca@sica.int  
(503) 2248-8800  
Final Boulevard Cancillería, Distrito el Espino N°154, Ciudad  
Merliot, La Libertad, El Salvador, Centroamérica.  
Te. (503) 2248-8841  
[www.sica.int/ospesca](http://www.sica.int/ospesca)